

# **Teaching Evaluations**

Gregory W. Caskey

**Note:** Below provides a brief overview of the courses I taught at George Mason University, along with page references for the complete evaluations that follow this document. Course sizes were capped at 18 students due to Covid-19.

## **1. ECON 103: Principles of Microeconomics (Spring 2021)**

- **Section Format:** In-person
- **Class size:** 17 students
- **Ratings** (see pp. 3-6):
  - **Overall rating of the teaching:** 5.0/5.0 (Dept. average: 4.18/5.0)
  - **Overall rating of the course:** 4.86/5.0 (Dept. average: 4.12/5.0)
  - **Intellectually stimulating course:** 4.93/5.0 (Dept. average: 4.15/5.0)
  - **The instructor was accessible:** 5.0/5.0 (Dept. average: 4.29/5.0)
  - **Instructor respect for students:** 5.0/5.0 (Dept. average: 4.53/5.0)
- **Student Feedback** (see p. 16):
  - “Professor is such an engaging person and lets others speak”
  - “I enjoyed the general environment that was created throughout the course itself.”
  - “The professor is experienced and also entertaining, the readings and textbooks were insightful and yet easy to understand, and the weekly quizzes reinforced the material well. All said, this is my favorite class yet.”
  - “The quizzes, lectures, and practice problems helped me immensely.”
  - “He made the content so interesting and easy to understand. He was also very funny and explained everything very clearly, to the point, and in a relatable manner. He was always available for help...”
  - “I enjoyed how engaged the professor was with the students.”
  - “The fact that the professor made lots of jokes, while teaching the class, is what made the class extremely entertaining. Additionally, the teacher always tried keeping the students engaged in the class, which was much needed.”
  - “The professor was excellent at presenting the course material in class, he made it easy and interesting to learn.”

## **2. ECON 385: International Economic Policy (Fall 2020)**

- **Section Format:** Hybrid online/in-person
- **Class size:** 15 students
- **Ratings** (see pp. 22-24)
  - **Overall rating of the teaching:** 4.86/5.0 (Dept. average: 4.17/5.0)
  - **Overall rating of the course:** 4.57/5.0 (Dept. average: 4.07/5.0)
  - **Intellectually stimulating course:** 5.0/5.0 (Dept. average: 4.07/5.0)
  - **The instructor was accessible:** 5.0/5.0 (Dept. average: 4.25/5.0)
  - **Instructor respect for students:** 5.0/5.0 (Dept. average: 4.44/5.0)
- **Student feedback** (see pp. 33-34):
  - “Professor Caskey is an excellent teacher and is supplies great resources in order to help better understand the material. His expectations were reasonable and so was the workload. I would recommend him as an econ professor.”
  - “Very stimulating and entertaining lectures”
  - “I thought the reading quizzes and other supplemental materials helped a lot. The teaching was also great; I felt that I could ask questions and that they would be answered enthusiastically.”
  - “I think the way he kept it interesting and asked a lot of questions helped a lot”
  - “I liked the clear system of class lectures and follow up videos.”
  - “The reading quizzes each week were very helpful to recollect all of the material...”



# Individual Report for ECON-103-005-Microeconomic Principles – Gregory Caskey

Project Title: **Student Evaluations of Teaching - Spring 2021**

Survey Audience: **17**

Responses Received: **14**

Response Ratio: **82.35%**

---

## Report Comments

Student evaluations of teaching provide critical feedback to instructors that can be used to adjust and improve the class experience.

This information is also evaluated as part of performance reviews.

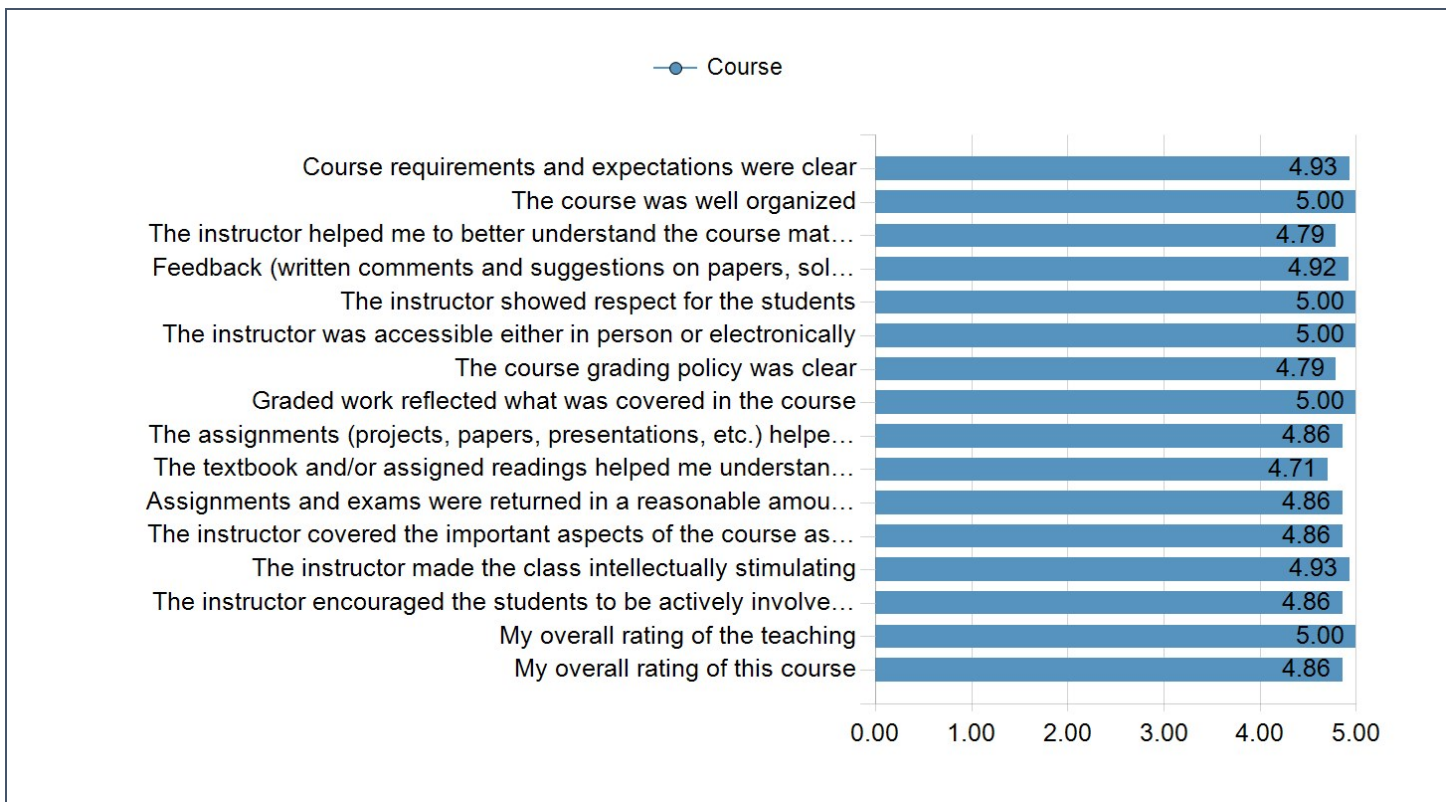
You are encouraged to review this information to learn more about the student perspective and experience.

If you have any questions about the process or how to interpret this information, please contact the Office of Institutional Effectiveness and Planning at [oiiep@gmu.edu](mailto:oiiep@gmu.edu).

---

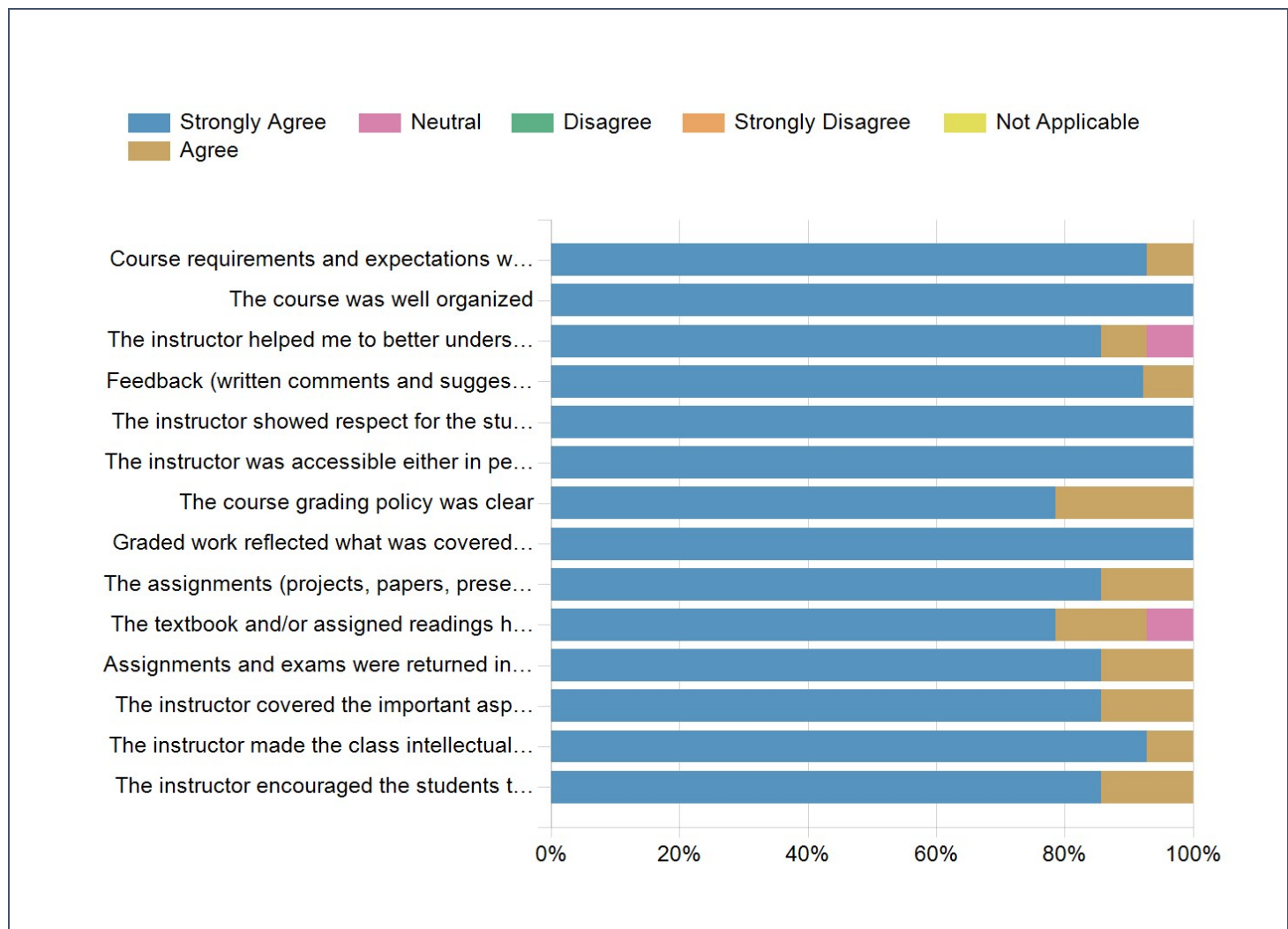
Creation Date: **Sunday, June 6, 2021**

Raters	Students
Responded	14
Invited	17
Response Ratio	82.35%

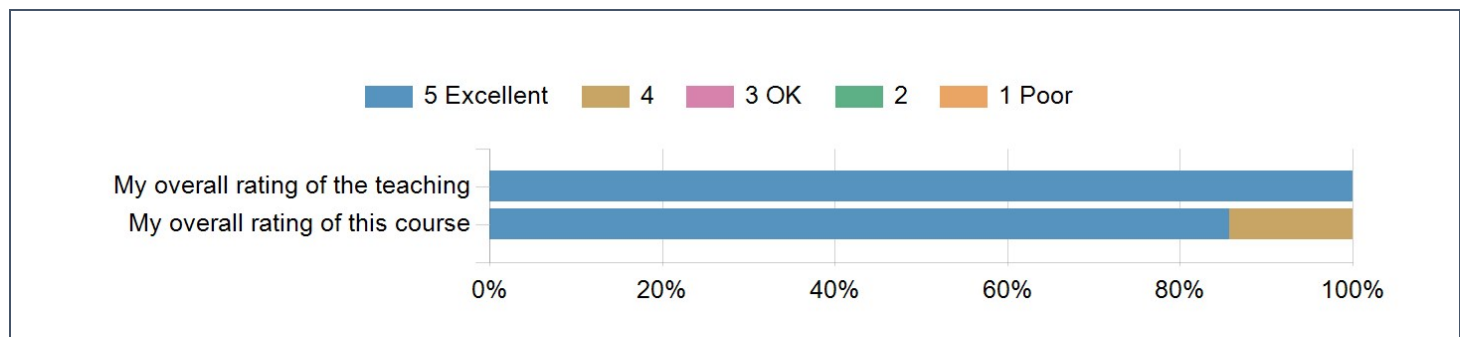


Competency	Course	Standard Deviation	Min	Max
Course requirements and expectations were clear	4.93	+/-0.27	4.00	5.00
The course was well organized	5.00	+/-0.00	5.00	5.00
The instructor helped me to better understand the course material	4.79	+/-0.58	3.00	5.00
Feedback (written comments and suggestions on papers, solutions provided, class discussion, etc.) was helpful	4.92	+/-0.28	4.00	5.00
The instructor showed respect for the students	5.00	+/-0.00	5.00	5.00
The instructor was accessible either in person or electronically	5.00	+/-0.00	5.00	5.00
The course grading policy was clear	4.79	+/-0.43	4.00	5.00
Graded work reflected what was covered in the course	5.00	+/-0.00	5.00	5.00
The assignments (projects, papers, presentations, etc.) helped me learn the material	4.86	+/-0.36	4.00	5.00
The textbook and/or assigned readings helped me understand the material	4.71	+/-0.61	3.00	5.00
Assignments and exams were returned in a reasonable amount of time	4.86	+/-0.36	4.00	5.00
The instructor covered the important aspects of the course as outlined in the syllabus	4.86	+/-0.36	4.00	5.00
The instructor made the class intellectually stimulating	4.93	+/-0.27	4.00	5.00
The instructor encouraged the students to be actively involved in the material through discussion, assignments, and other activities	4.86	+/-0.36	4.00	5.00
My overall rating of the teaching	5.00	+/-0.00	5.00	5.00
My overall rating of this course	4.86	+/-0.36	4.00	5.00

## Student Evaluations of Teaching (Q1-Q14)



## Student Evaluations of Teaching (Q15-Q16)



Top Questions		
1	The course was well organized	5.00
2	The instructor showed respect for the students	5.00
3	The instructor was accessible either in person or electronically	5.00
Lowest Questions		
1	The textbook and/or assigned readings helped me understand the material	4.71
2	The instructor helped me to better understand the course material	4.79
3	The course grading policy was clear	4.79

## Student Evaluations of Teaching (Q1-Q16)

Question	Course				Department (Economics)				School (Humanities & Social Sciences)			
	Response Count	Mean	Min	Max	Response Count	Mean	Min	Max	Response Count	Mean	Min	Max
Course requirements and expectations were clear	14	4.93	4.00	5.00	759	4.43	1.00	5.00	13718	4.56	1.00	5.00
The course was well organized	14	5.00	5.00	5.00	758	4.27	1.00	5.00	13752	4.49	1.00	5.00
The instructor helped me to better understand the course material	14	4.79	3.00	5.00	754	4.16	1.00	5.00	13645	4.43	1.00	5.00
Feedback (written comments and suggestions on papers, solutions provided, class discussion, etc.) was helpful	13	4.92	4.00	5.00	693	4.00	1.00	5.00	13372	4.38	1.00	5.00
The instructor showed respect for the students	14	5.00	5.00	5.00	726	4.53	1.00	5.00	13583	4.72	1.00	5.00
The instructor was accessible either in person or electronically	14	5.00	5.00	5.00	742	4.29	1.00	5.00	13550	4.59	1.00	5.00
The course grading policy was clear	14	4.79	4.00	5.00	759	4.43	1.00	5.00	13694	4.53	1.00	5.00
Graded work reflected what was covered in the course	14	5.00	5.00	5.00	755	4.35	1.00	5.00	13625	4.58	1.00	5.00
The assignments (projects, papers, presentations, etc.) helped me learn the material	14	4.86	4.00	5.00	714	4.23	1.00	5.00	13556	4.45	1.00	5.00
The textbook and/or assigned readings helped me understand the material	14	4.71	3.00	5.00	724	4.15	1.00	5.00	13272	4.38	1.00	5.00
Assignments and exams were returned in a reasonable amount of time	14	4.86	4.00	5.00	743	4.46	1.00	5.00	13500	4.44	1.00	5.00
The instructor covered the important aspects of the course as outlined in the syllabus	14	4.86	4.00	5.00	754	4.45	1.00	5.00	13676	4.61	1.00	5.00
The instructor made the class intellectually stimulating	14	4.93	4.00	5.00	743	4.15	1.00	5.00	13568	4.37	1.00	5.00
The instructor encouraged the students to be actively involved in the material through discussion, assignments, and other	14	4.86	4.00	5.00	704	4.08	1.00	5.00	13456	4.53	1.00	5.00

Question	Course				Department (Economics)				School (Humanities & Social Sciences)			
	Response Count	Mean	Min	Max	Response Count	Mean	Min	Max	Response Count	Mean	Min	Max
activities												
My overall rating of the teaching	14	5.00	5.00	5.00	759	4.18	1.00	5.00	13768	4.49	1.00	5.00
My overall rating of this course	14	4.86	4.00	5.00	759	4.12	1.00	5.00	13779	4.36	1.00	5.00

# Student Evaluations of Teaching (Q1-Q16) (continued)

Question	Institution			
	Response Count	Mean	Min	Max
Course requirements and expectations were clear	51483	4.46	1.00	5.00
The course was well organized	51639	4.37	1.00	5.00
The instructor helped me to better understand the course material	51311	4.30	1.00	5.00
Feedback (written comments and suggestions on papers, solutions provided, class discussion, etc.) was helpful	49871	4.23	1.00	5.00
The instructor showed respect for the students	51196	4.63	1.00	5.00
The instructor was accessible either in person or electronically	50989	4.51	1.00	5.00
The course grading policy was clear	51400	4.45	1.00	5.00
Graded work reflected what was covered in the course	50689	4.46	1.00	5.00
The assignments (projects, papers, presentations, etc.) helped me learn the material	50506	4.37	1.00	5.00
The textbook and/or assigned readings helped me understand the material	48703	4.25	1.00	5.00
Assignments and exams were returned in a reasonable amount of time	49960	4.35	1.00	5.00
The instructor covered the important aspects of the course as outlined in the syllabus	51262	4.51	1.00	5.00
The instructor made the class intellectually stimulating	51044	4.24	1.00	5.00
The instructor encouraged the students to be actively involved in the material through discussion, assignments, and other activities	50640	4.40	1.00	5.00
My overall rating of the teaching	51640	4.35	1.00	5.00
My overall rating of this course	51694	4.23	1.00	5.00

## Student Evaluations of Teaching (Q1-Q16) - Chart

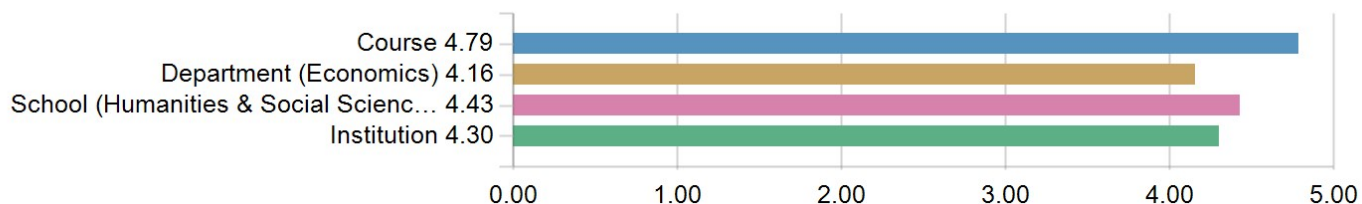
### 1. Course requirements and expectations were clear



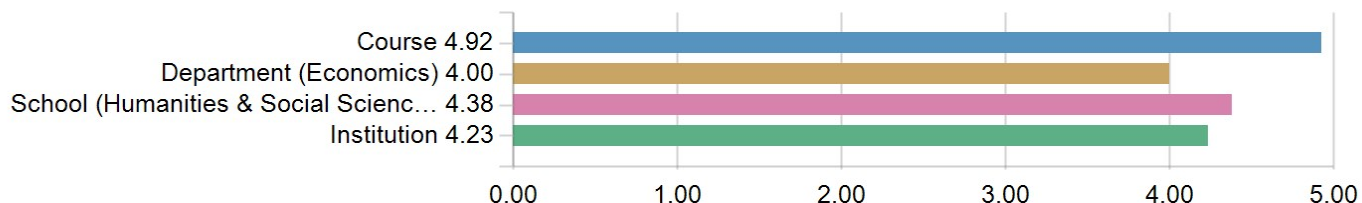
### 2. The course was well organized



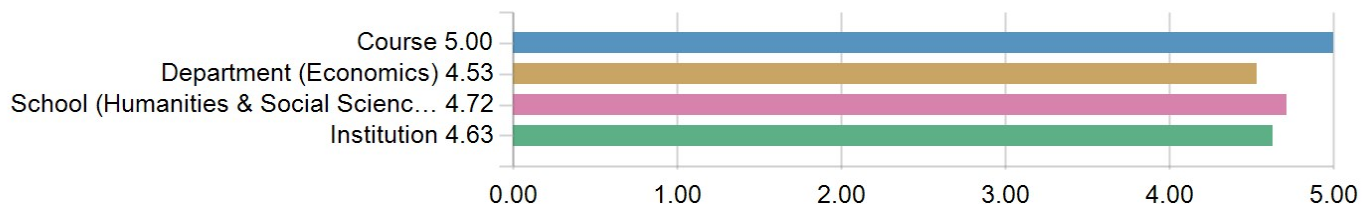
### 3. The instructor helped me to better understand the course material



### 4. Feedback (written comments and suggestions on papers, solutions provided, class discussion, etc.) was helpful



### 5. The instructor showed respect for the students

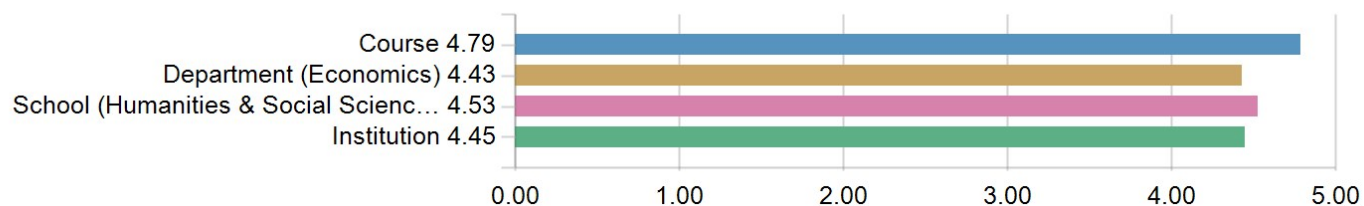


### 6. The instructor was accessible either in person or electronically

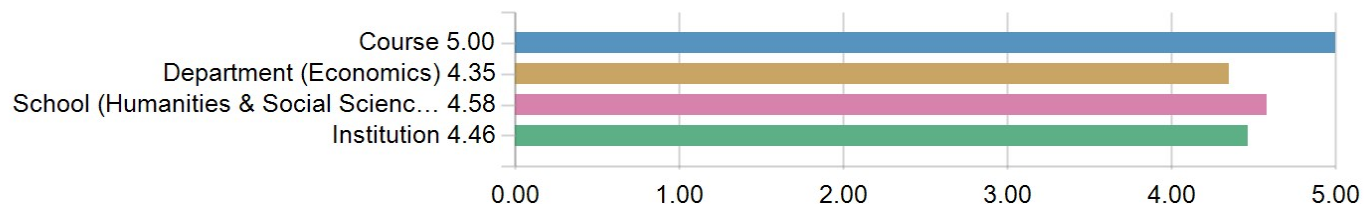




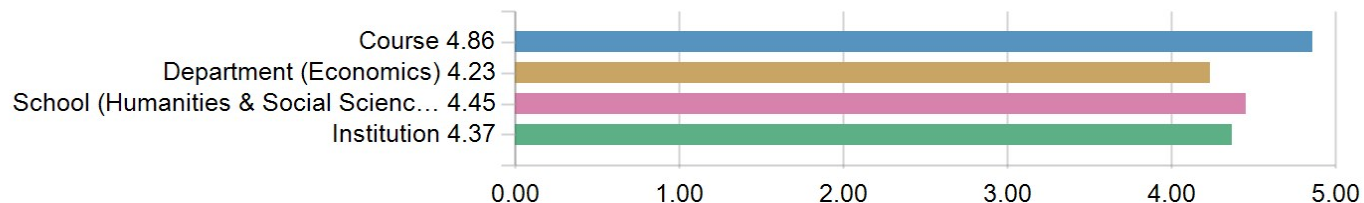
#### 7. The course grading policy was clear



#### 8. Graded work reflected what was covered in the course



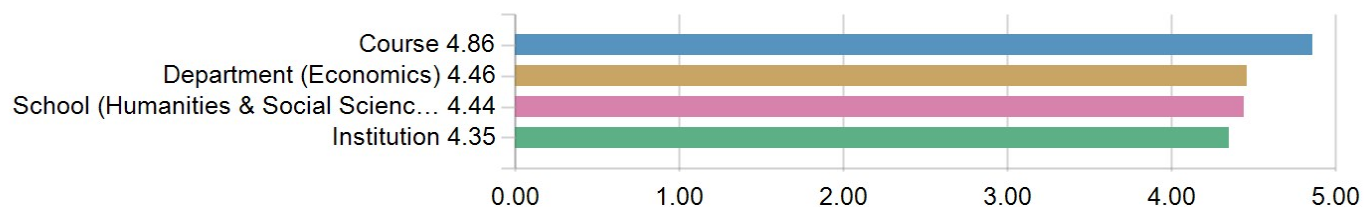
#### 9. The assignments (projects, papers, presentations, etc.) helped me learn the material



#### 10. The textbook and/or assigned readings helped me understand the material



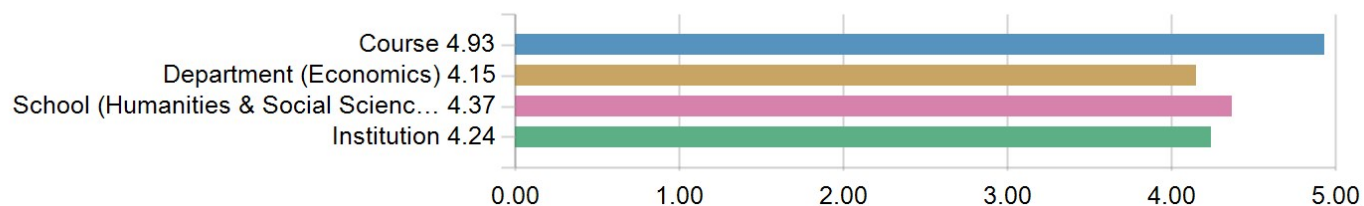
#### 11. Assignments and exams were returned in a reasonable amount of time



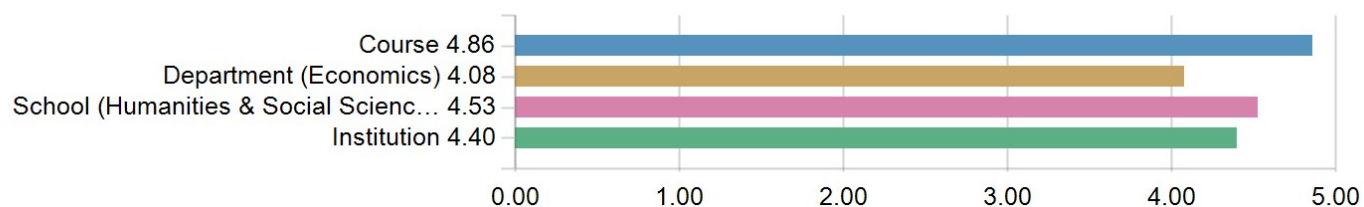
#### 12. The instructor covered the important aspects of the course as outlined in the syllabus



### 13. The instructor made the class intellectually stimulating



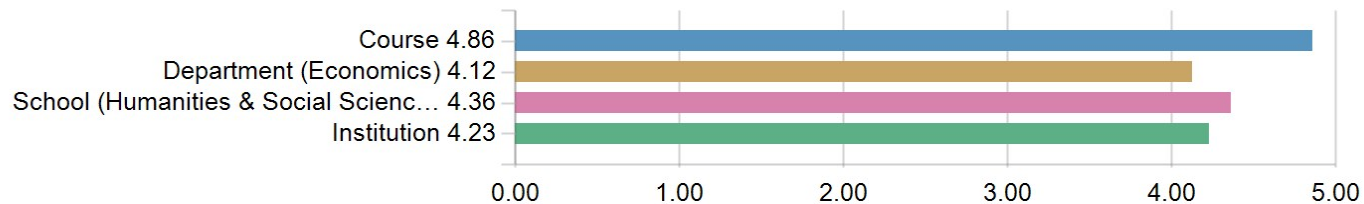
### 14. The instructor encouraged the students to be actively involved in the material through discussion, assignments, and other activities



### 15. My overall rating of the teaching



### 16. My overall rating of this course



## Student Evaluations of Teaching (Q1-Q16)

	Mean	Median	Min	Max	25th Percentile	50th Percentile	75th Percentile	Resp
Course requirements and expectations were clear	4.93	5.00	4.00	5.00	5.00	5.00	5.00	14
The course was well organized	5.00	5.00	5.00	5.00	5.00	5.00	5.00	14
The instructor helped me to better understand the course material	4.79	5.00	3.00	5.00	5.00	5.00	5.00	14
Feedback (written comments and suggestions on papers, solutions provided, class discussion, etc.) was helpful	4.92	5.00	4.00	5.00	5.00	5.00	5.00	13
The instructor showed respect for the students	5.00	5.00	5.00	5.00	5.00	5.00	5.00	14
The instructor was accessible either in person or electronically	5.00	5.00	5.00	5.00	5.00	5.00	5.00	14
The course grading policy was clear	4.79	5.00	4.00	5.00	4.75	5.00	5.00	14
Graded work reflected what was covered in the course	5.00	5.00	5.00	5.00	5.00	5.00	5.00	14
The assignments (projects, papers, presentations, etc.) helped me learn the material	4.86	5.00	4.00	5.00	5.00	5.00	5.00	14
The textbook and/or assigned readings helped me understand the material	4.71	5.00	3.00	5.00	4.75	5.00	5.00	14
Assignments and exams were returned in a reasonable amount of time	4.86	5.00	4.00	5.00	5.00	5.00	5.00	14
The instructor covered the important aspects of the course as outlined in the syllabus	4.86	5.00	4.00	5.00	5.00	5.00	5.00	14
The instructor made the class intellectually stimulating	4.93	5.00	4.00	5.00	5.00	5.00	5.00	14
The instructor encouraged the students to be actively involved in the material through discussion, assignments, and other activities	4.86	5.00	4.00	5.00	5.00	5.00	5.00	14
My overall rating of the teaching	5.00	5.00	5.00	5.00	5.00	5.00	5.00	14
My overall rating of this course	4.86	5.00	4.00	5.00	5.00	5.00	5.00	14

## Student Evaluations of Teaching (Q1-Q16)

Competency Statistics		Value
Mean		4.90
Median		5.00

1. Course requirements and expectations were clear	2. The course was well organized																
<p>Strongly Agree (13) 92.86%</p> <p>Agree (1) 7.14%</p> <p>Neutral (0) 0.00%</p> <p>Disagree (0) 0.00%</p> <p>Strongly Disagree (0) 0.00%</p> <p>[ Total (14) ]</p>	<p>Strongly Agree (14) 100.00%</p> <p>Agree (0) 0.00%</p> <p>Neutral (0) 0.00%</p> <p>Disagree (0) 0.00%</p> <p>Strongly Disagree (0) 0.00%</p> <p>[ Total (14) ]</p>																
<table> <tr> <th>Statistics</th><th>Value</th></tr> <tr> <td>Response Count</td><td>14</td></tr> <tr> <td>Mean</td><td>4.93</td></tr> <tr> <td>Median</td><td>5.00</td></tr> </table>	Statistics	Value	Response Count	14	Mean	4.93	Median	5.00	<table> <tr> <th>Statistics</th><th>Value</th></tr> <tr> <td>Response Count</td><td>14</td></tr> <tr> <td>Mean</td><td>5.00</td></tr> <tr> <td>Median</td><td>5.00</td></tr> </table>	Statistics	Value	Response Count	14	Mean	5.00	Median	5.00
Statistics	Value																
Response Count	14																
Mean	4.93																
Median	5.00																
Statistics	Value																
Response Count	14																
Mean	5.00																
Median	5.00																

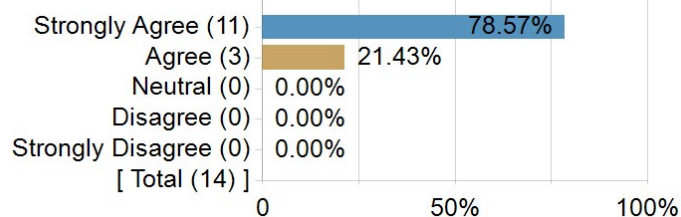
  

3. The instructor helped me to better understand the course material	4. Feedback (written comments and suggestions on papers, solutions provided, class discussion, etc.) was helpful																
<p>Strongly Agree (12) 85.71%</p> <p>Agree (1) 7.14%</p> <p>Neutral (1) 7.14%</p> <p>Disagree (0) 0.00%</p> <p>Strongly Disagree (0) 0.00%</p> <p>[ Total (14) ]</p>	<p>Strongly Agree (12) 92.31%</p> <p>Agree (1) 7.69%</p> <p>Neutral (0) 0.00%</p> <p>Disagree (0) 0.00%</p> <p>Strongly Disagree (0) 0.00%</p> <p>[ Total (13) ]</p>																
<table> <tr> <th>Statistics</th><th>Value</th></tr> <tr> <td>Response Count</td><td>14</td></tr> <tr> <td>Mean</td><td>4.79</td></tr> <tr> <td>Median</td><td>5.00</td></tr> </table>	Statistics	Value	Response Count	14	Mean	4.79	Median	5.00	<table> <tr> <th>Statistics</th><th>Value</th></tr> <tr> <td>Response Count</td><td>13</td></tr> <tr> <td>Mean</td><td>4.92</td></tr> <tr> <td>Median</td><td>5.00</td></tr> </table>	Statistics	Value	Response Count	13	Mean	4.92	Median	5.00
Statistics	Value																
Response Count	14																
Mean	4.79																
Median	5.00																
Statistics	Value																
Response Count	13																
Mean	4.92																
Median	5.00																

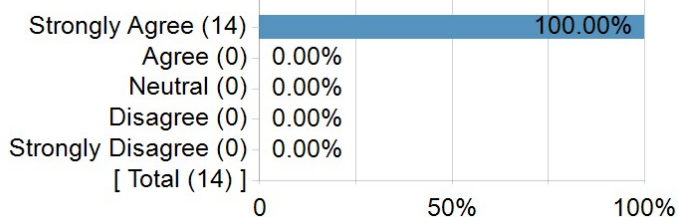
5. The instructor showed respect for the students	6. The instructor was accessible either in person or electronically																
<p>Strongly Agree (14) 100.00%</p> <p>Agree (0) 0.00%</p> <p>Neutral (0) 0.00%</p> <p>Disagree (0) 0.00%</p> <p>Strongly Disagree (0) 0.00%</p> <p>[ Total (14) ]</p>	<p>Strongly Agree (14) 100.00%</p> <p>Agree (0) 0.00%</p> <p>Neutral (0) 0.00%</p> <p>Disagree (0) 0.00%</p> <p>Strongly Disagree (0) 0.00%</p> <p>[ Total (14) ]</p>																
<table> <tr> <th>Statistics</th><th>Value</th></tr> <tr> <td>Response Count</td><td>14</td></tr> <tr> <td>Mean</td><td>5.00</td></tr> <tr> <td>Median</td><td>5.00</td></tr> </table>	Statistics	Value	Response Count	14	Mean	5.00	Median	5.00	<table> <tr> <th>Statistics</th><th>Value</th></tr> <tr> <td>Response Count</td><td>14</td></tr> <tr> <td>Mean</td><td>5.00</td></tr> <tr> <td>Median</td><td>5.00</td></tr> </table>	Statistics	Value	Response Count	14	Mean	5.00	Median	5.00
Statistics	Value																
Response Count	14																
Mean	5.00																
Median	5.00																
Statistics	Value																
Response Count	14																
Mean	5.00																
Median	5.00																

#### 7. The course grading policy was clear



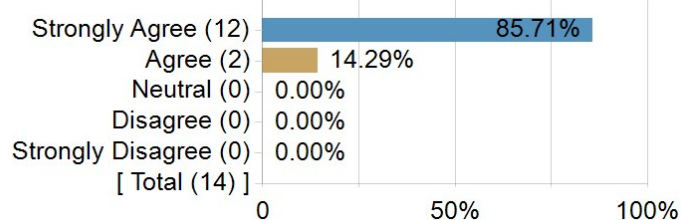
Statistics	Value
Response Count	14
Mean	4.79
Median	5.00

#### 8. Graded work reflected what was covered in the course



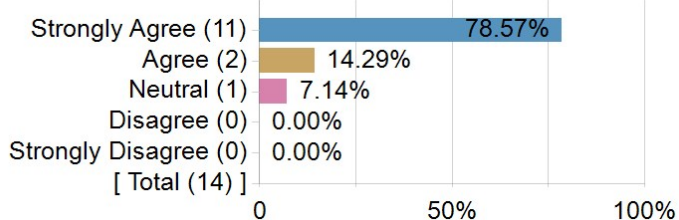
Statistics	Value
Response Count	14
Mean	5.00
Median	5.00

#### 9. The assignments (projects, papers, presentations, etc.) helped me learn the material



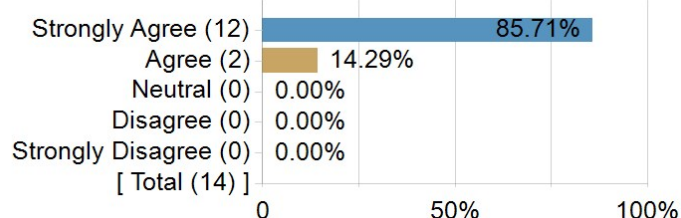
Statistics	Value
Response Count	14
Mean	4.86
Median	5.00

#### 10. The textbook and/or assigned readings helped me understand the material



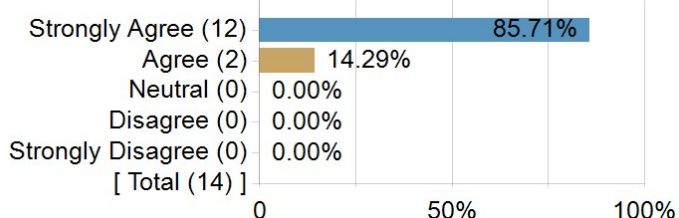
Statistics	Value
Response Count	14
Mean	4.71
Median	5.00

#### 11. Assignments and exams were returned in a reasonable amount of time



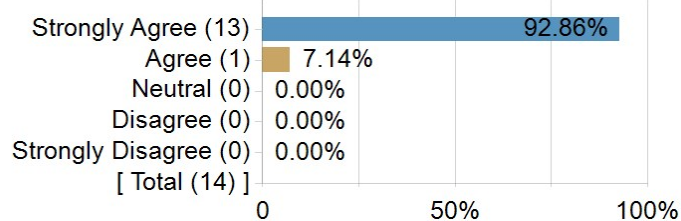
Statistics	Value
Response Count	14
Mean	4.86
Median	5.00

#### 12. The instructor covered the important aspects of the course as outlined in the syllabus



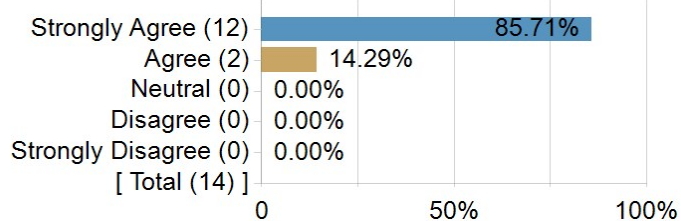
Statistics	Value
Response Count	14
Mean	4.86
Median	5.00

### 13. The instructor made the class intellectually stimulating



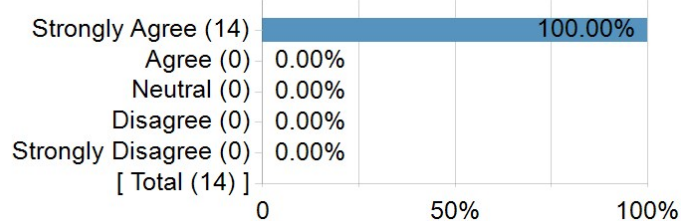
Statistics	Value
Response Count	14
Mean	4.93
Median	5.00

### 14. The instructor encouraged the students to be actively involved in the material through discussion, assignments, and other activities



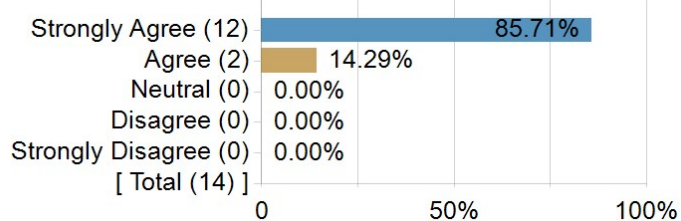
Statistics	Value
Response Count	14
Mean	4.86
Median	5.00

### 15. My overall rating of the teaching



Statistics	Value
Response Count	14
Mean	5.00
Median	5.00

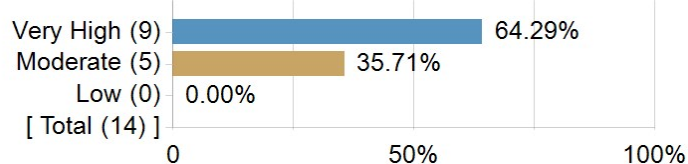
### 16. My overall rating of this course



Statistics	Value
Response Count	14
Mean	4.86
Median	5.00

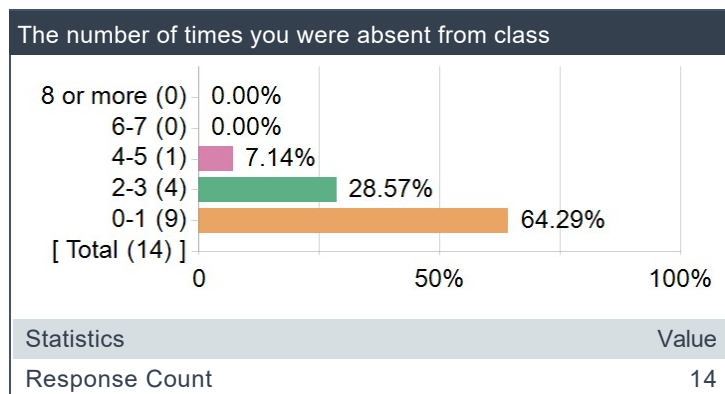
## The amount of effort you put into the course

### The amount of effort you put into the course

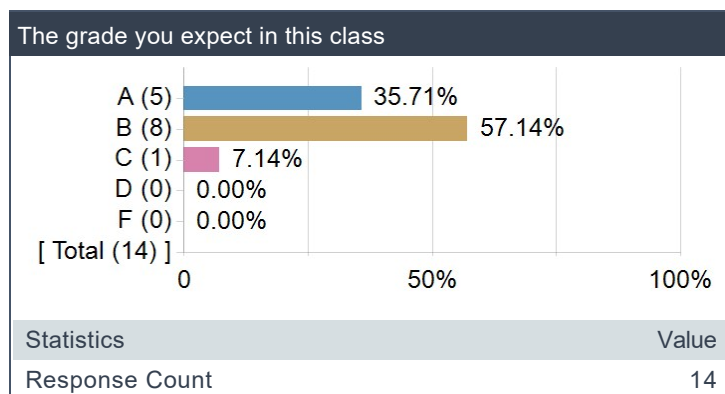


Statistics	Value
Response Count	14

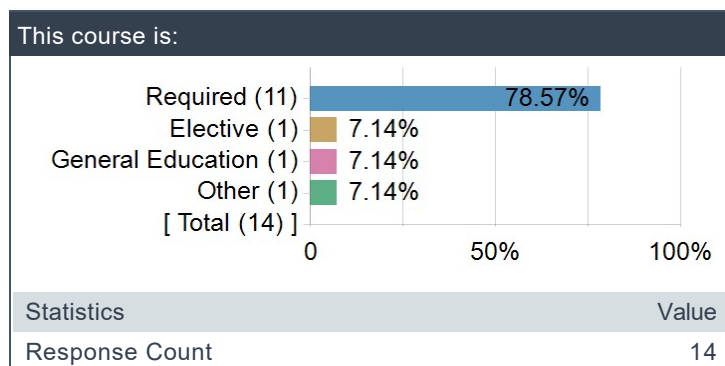
## The number of times you were absent from class



## The grade you expect in this class



## This course is:



## What aspects of the course and the way it was taught helped you to learn?

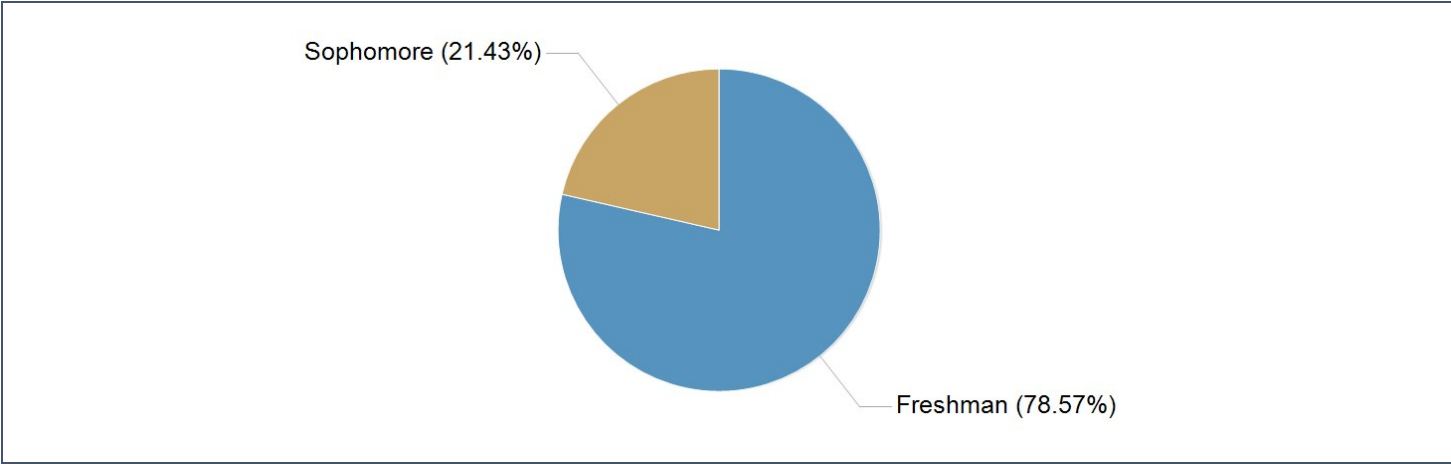
Comments
The professor did a good job at explaining the material and answered students questions really clearly and eloquently.
The quizzes, lectures, and practice problems helped me immensely.
I enjoyed the general environment that was created throughout the course itself
The professor is experienced and also entertaining, the readings and textbooks were insightful and yet easy to understand, and the weekly quizzes reinforced the material well. All said, this is my favorite class yet.
Professor Caskey is funny
I enjoyed how engaged the professor was with the students.
Powerpoints were very detailed.
The fact that the professor made lots of jokes, while teaching the class, is what made the class extremely entertaining. Additionally, the teacher always tried keeping the students engaged in the class, which was much needed.
He made the content so interesting and easy to understand. He was also very funny and explained everything very clearly, to the point, and in a relatable manner. He was always available for help and I love how he included those videos by the people who wrote the textbook, they were very helpful when studying.
It was actually in-person supposed to online virtual classes.
The professor was excellent at presenting the course material in class, he made it easy and interesting to learn.
Giving real life examples and everyday activities.
The quizzes and discussion portion of the class helped me better understand the course material, which was also helpful to prepare for the exams.
Professor is such a enaging person and lets others speak

## What modifications do you suggest for the next time the course is taught?

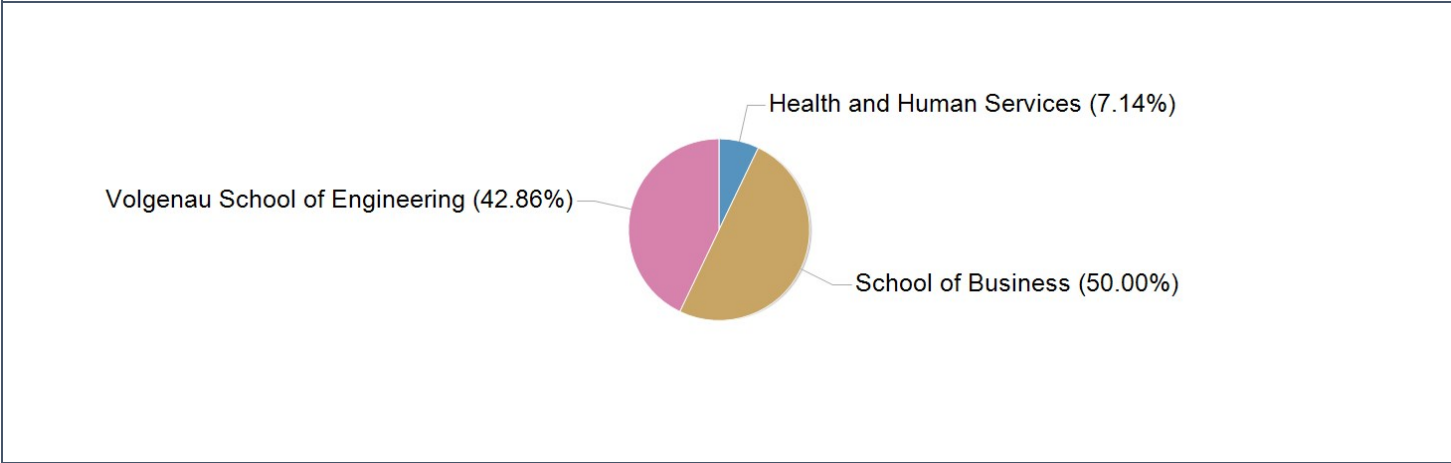
Comments
I don't think anything could be changed to improve this class. It was well taught and enjoyable to take.
no modifications needed
I know that some people do not like group projects but I would have liked to have seen some group discussions at least so we could also interact with each other
The class is excellent already; I'm afraid I can't think of anything on the spot that would make it better.
None, he's great
Keep having the classes on campus and not online.
Discuss quiz content before the quiz, or take the quiz at the end of class.
Some of the concepts are very hard to understand. If there was any way you could expain them in more simple terms, that would be one modification that would be needed.
Maybe more class discussions and more opportunities to participate. Most of the class was just him talking which was informative but switching it up can help it not be as boring. Overall it was a really good course though and I learned a lot.
nothing
Keep doing what your doing!
Shorter midterms
None.
nothing everything was perfect



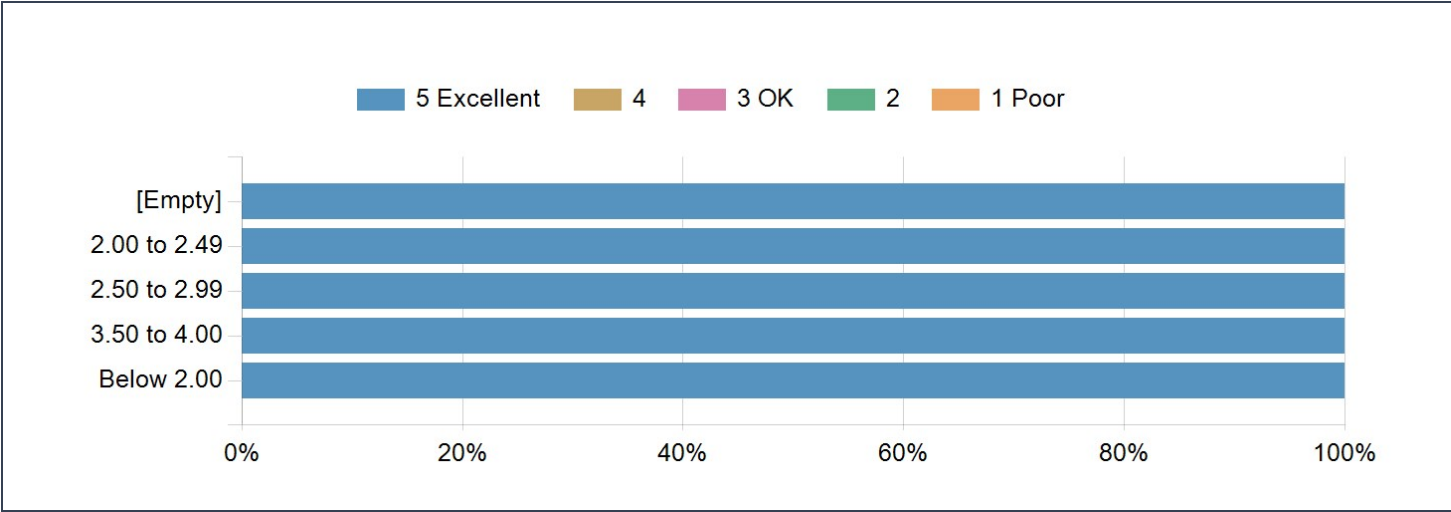
Student Class



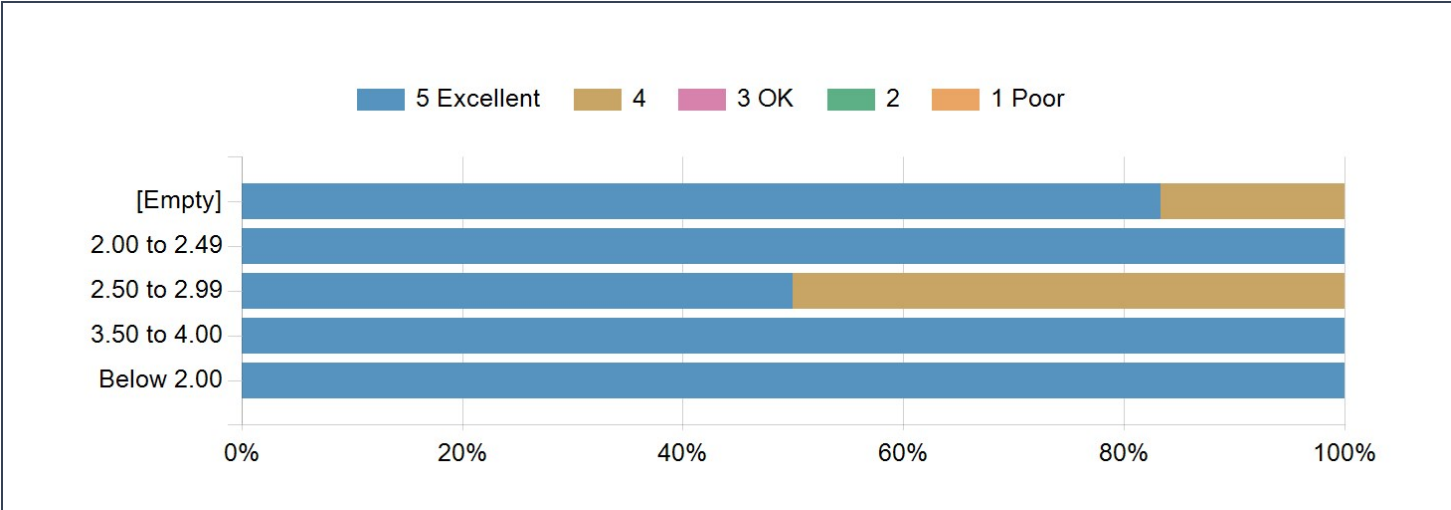
Student College



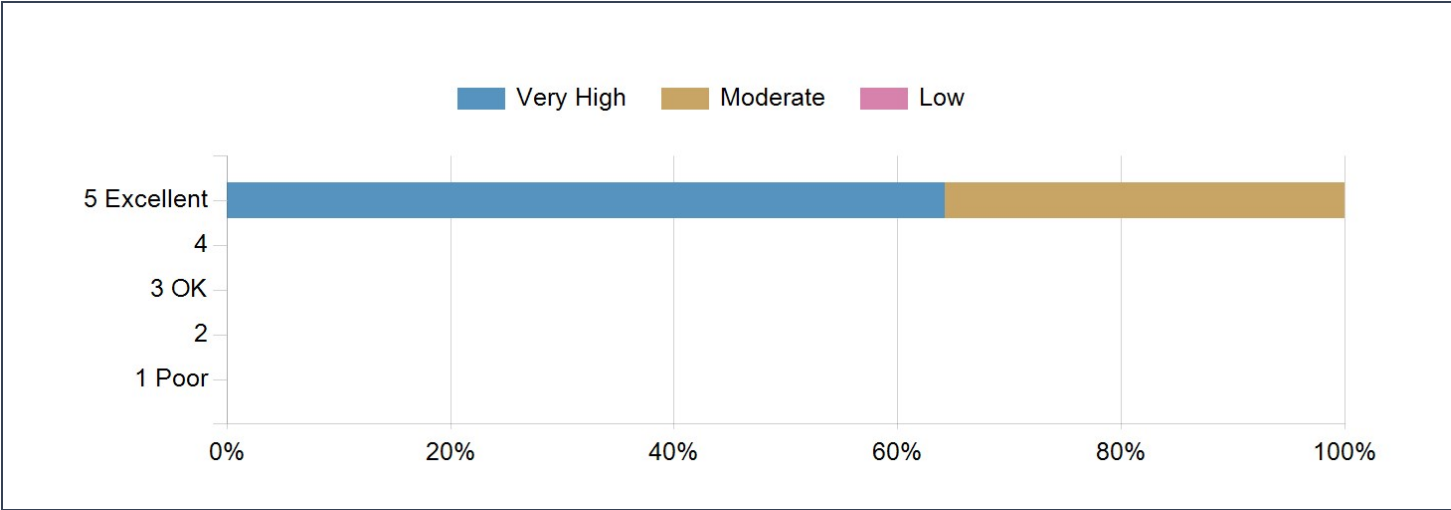
My overall rating of the teaching - Vs. GPA



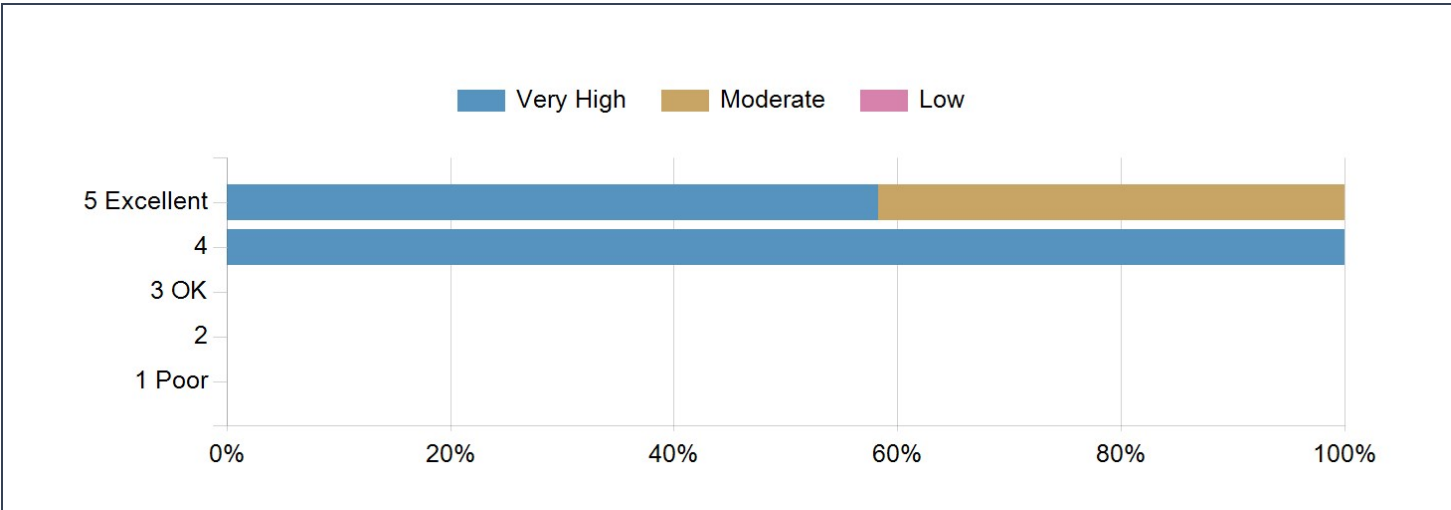
My overall rating of this course Vs. GPA



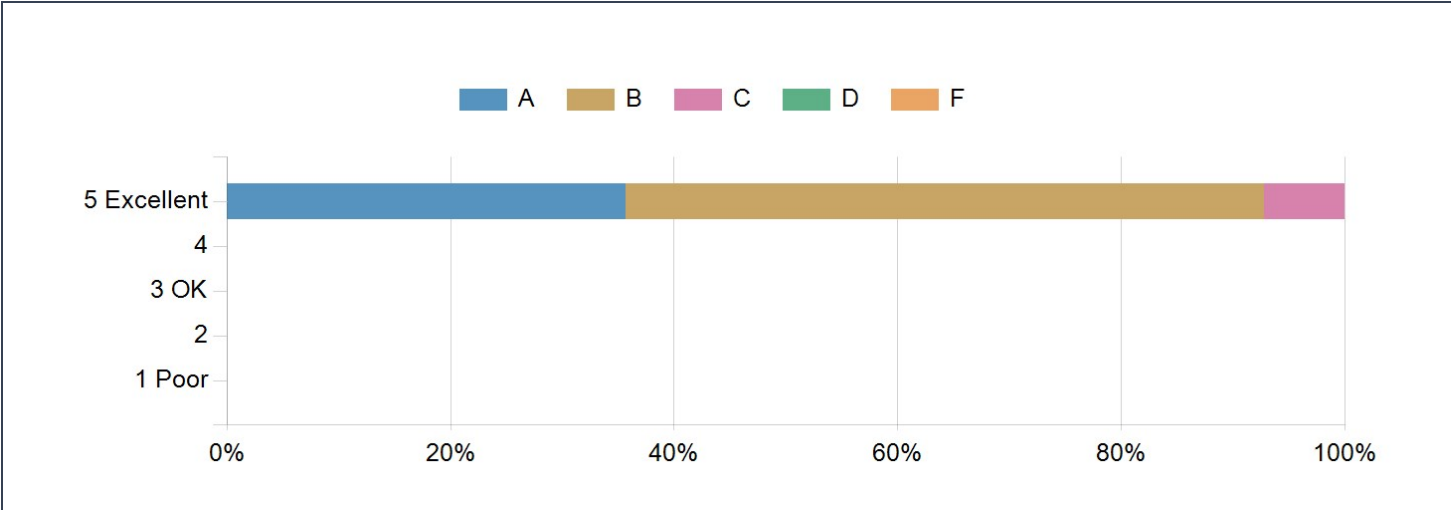
The amount of effort you put into the course Vs. My overall rating of the teaching



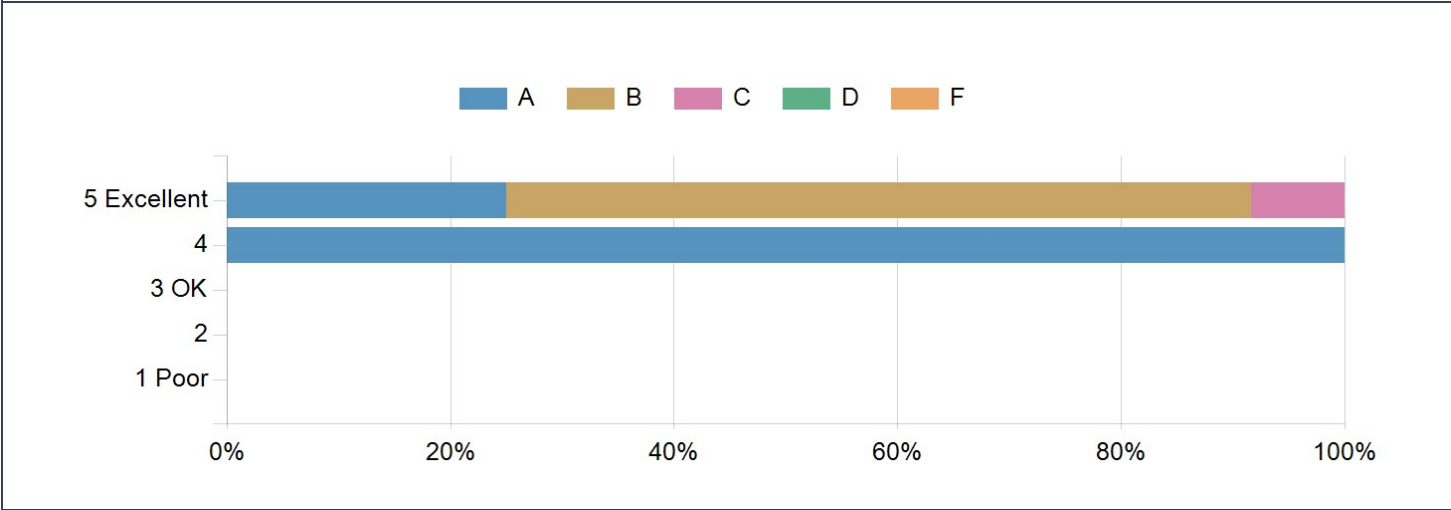
The amount of effort you put into the course Vs. My overall rating of this course



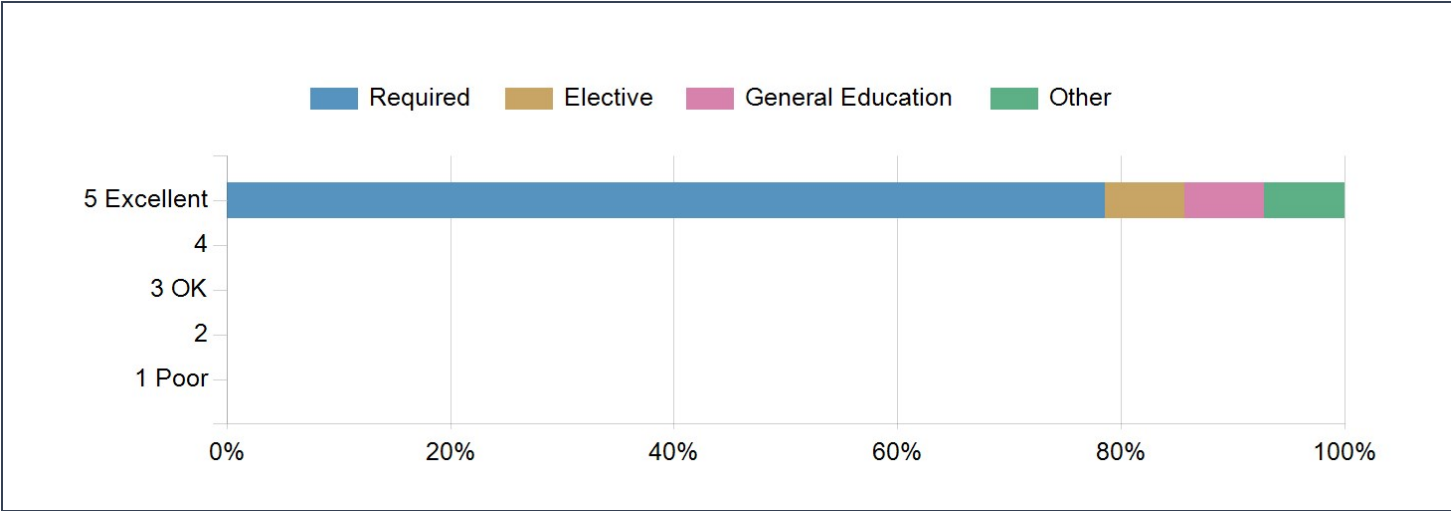
The grade you expect in this class Vs. My overall rating of the teaching



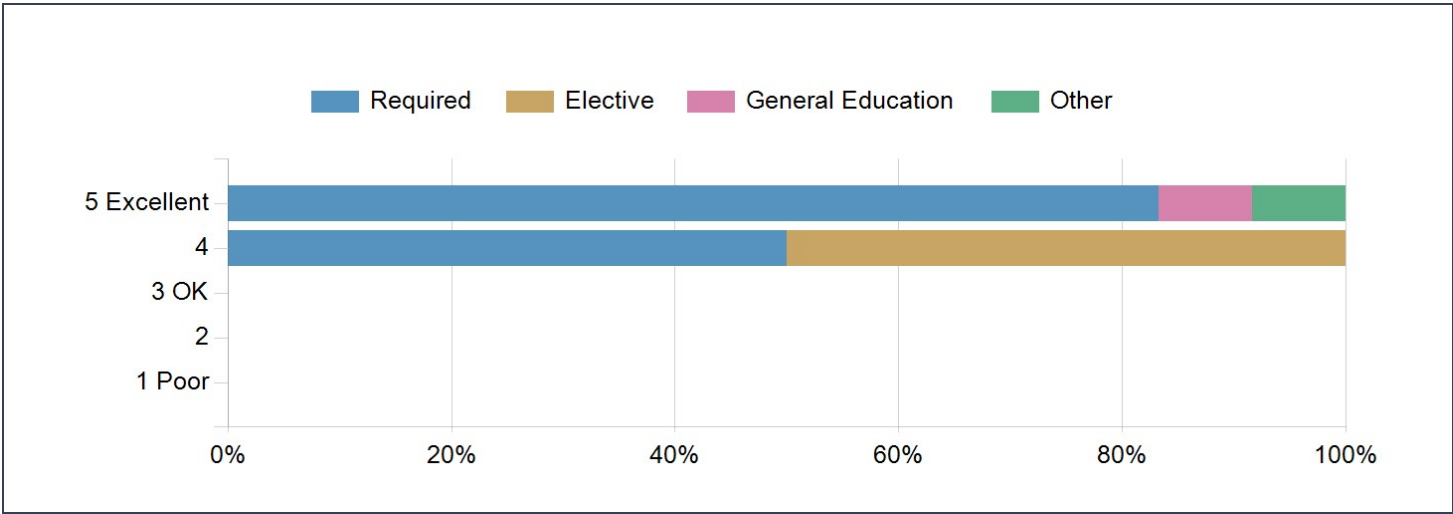
The grade you expect in this class Vs. My overall rating of this course



This course is: Vs. My overall rating of the teaching



This course is: Vs. My overall rating of this course





# Individual Report for ECON-385-102-International Economic Policy (Gregory Caskey)

Project Title: **Student Evaluations of Teaching - Fall 2020**

Survey Audience: **15**

Responses Received: **7**

Response Ratio: **46.67%**

---

## Report Comments

Student evaluations of teaching provide critical feedback to instructors that can be used to adjust and improve the class experience.

This information is also evaluated as part of performance reviews.

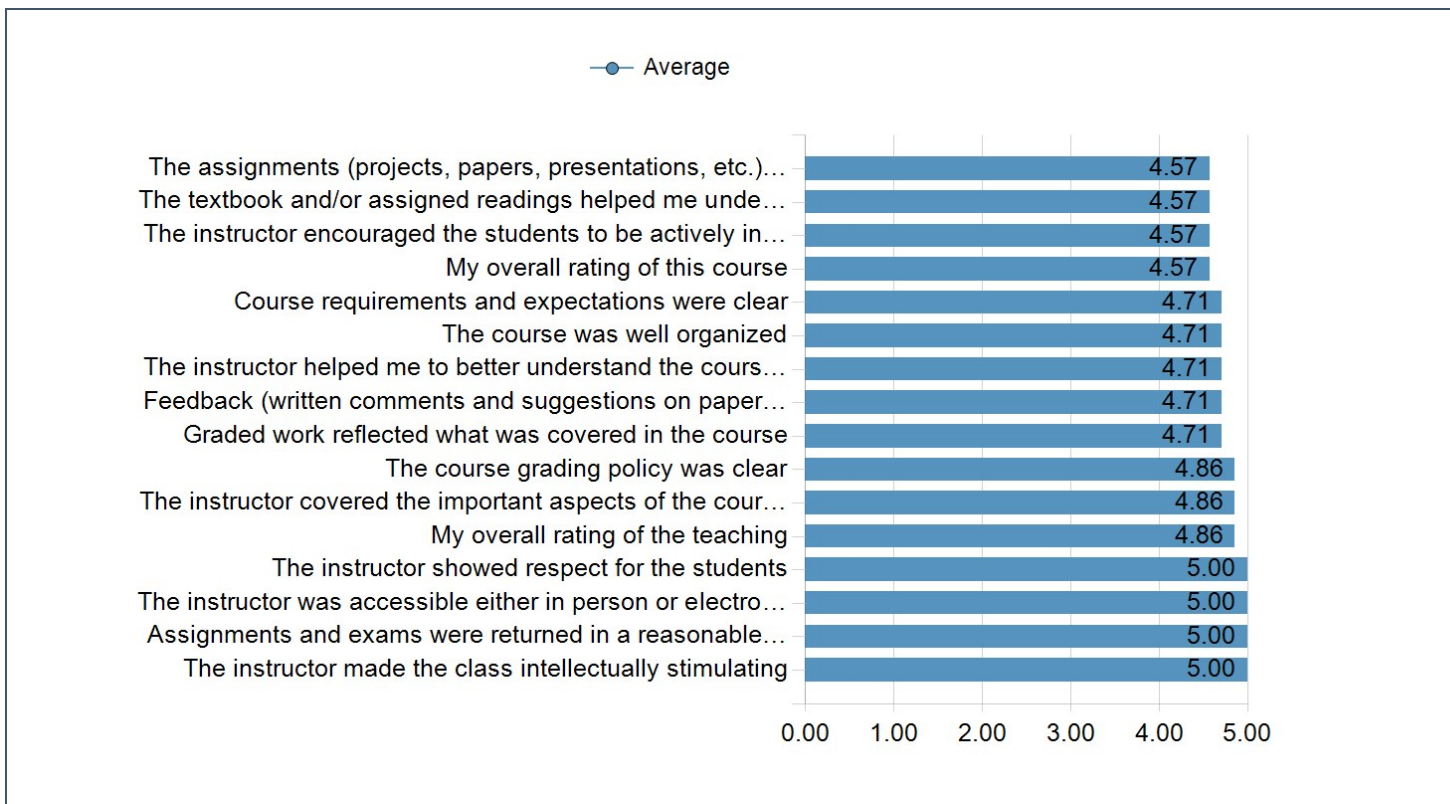
You are encouraged to review this information to learn more about the student perspective and experience.

If you have any questions about the process or how to interpret this information, please contact the Office of Institutional Effectiveness and Planning at [oiiep@gmu.edu](mailto:oiiep@gmu.edu).

---

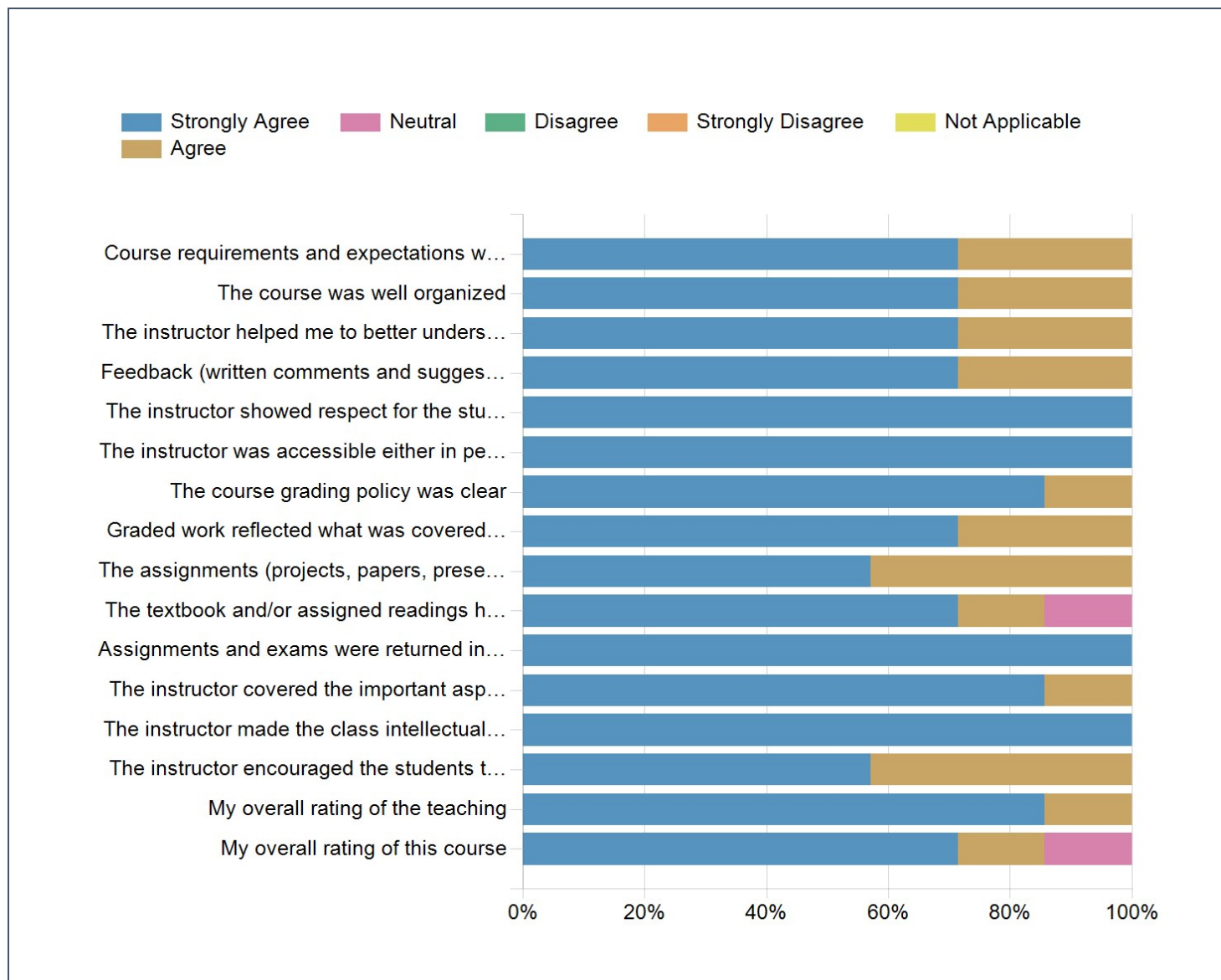
Creation Date: **Friday, December 25, 2020**

Raters	Students
Responded	7
Invited	15
Response Ratio	46.67%



Competency	Average	Standard Deviation	Min	Max
The assignments (projects, papers, presentations, etc.) helped me learn the material	4.57	+/-0.53	4.00	5.00
The textbook and/or assigned readings helped me understand the material	4.57	+/-0.79	3.00	5.00
The instructor encouraged the students to be actively involved in the material through discussion, assignments, and other activities	4.57	+/-0.53	4.00	5.00
My overall rating of this course	4.57	+/-0.79	3.00	5.00
Course requirements and expectations were clear	4.71	+/-0.49	4.00	5.00
The course was well organized	4.71	+/-0.49	4.00	5.00
The instructor helped me to better understand the course material	4.71	+/-0.49	4.00	5.00
Feedback (written comments and suggestions on papers, solutions provided, class discussion, etc.) was helpful	4.71	+/-0.49	4.00	5.00
Graded work reflected what was covered in the course	4.71	+/-0.49	4.00	5.00
The course grading policy was clear	4.86	+/-0.38	4.00	5.00
The instructor covered the important aspects of the course as outlined in the syllabus	4.86	+/-0.38	4.00	5.00
My overall rating of the teaching	4.86	+/-0.38	4.00	5.00
The instructor showed respect for the students	5.00	+/-0.00	5.00	5.00
The instructor was accessible either in person or electronically	5.00	+/-0.00	5.00	5.00
Assignments and exams were returned in a reasonable amount of time	5.00	+/-0.00	5.00	5.00
The instructor made the class intellectually stimulating	5.00	+/-0.00	5.00	5.00

## Student Evaluations of Teaching



Top Questions			
1	The instructor showed respect for the students	Student Evaluations of Teaching- ALL QUESTIONS	5.00
2	The instructor was accessible either in person or electronically	Student Evaluations of Teaching- ALL QUESTIONS	5.00
3	Assignments and exams were returned in a reasonable amount of time	Student Evaluations of Teaching- ALL QUESTIONS	5.00
Lowest Questions			
1	The number of times you were absent from class	Student Evaluations of Teaching- ALL QUESTIONS	1.14
2	The amount of effort you put into the course	Student Evaluations of Teaching- ALL QUESTIONS	4.29
3	The grade you expect in this class	Student Evaluations of Teaching- ALL QUESTIONS	4.43

## Student Evaluations of Teaching

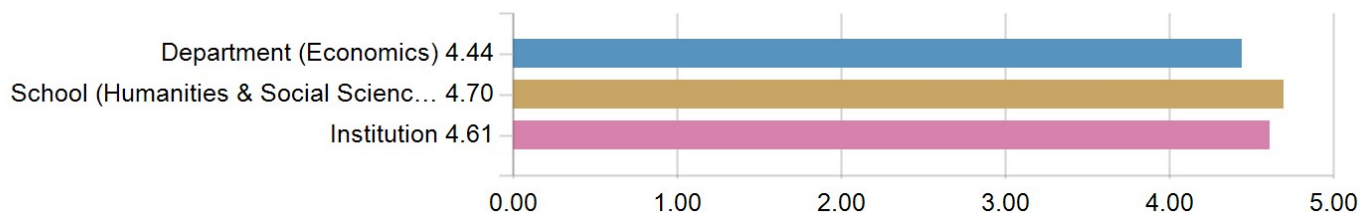
Question	Department (Economics)				School (Humanities & Social Sciences)				Institution			
	Response Count	Mean	Min	Max	Response Count	Mean	Min	Max	Response Count	Mean	Min	Max
Course requirements and expectations were clear	828	4.37	1.00	5.00	14224	4.50	1.00	5.00	54519	4.40	1.00	5.00
The course was well organized	830	4.23	1.00	5.00	14263	4.42	1.00	5.00	54686	4.30	1.00	5.00
The instructor helped me to better understand the course material	816	4.11	1.00	5.00	14126	4.35	1.00	5.00	54243	4.23	1.00	5.00
Feedback (written comments and suggestions on papers, solutions provided, class discussion, etc.) was helpful	763	3.91	1.00	5.00	13867	4.33	1.00	5.00	52701	4.17	1.00	5.00
The instructor showed respect for the students	791	4.44	1.00	5.00	14059	4.70	1.00	5.00	54125	4.61	1.00	5.00
The instructor was accessible either in person or electronically	809	4.25	1.00	5.00	14064	4.53	1.00	5.00	53953	4.46	1.00	5.00
The course grading policy was clear	826	4.38	1.00	5.00	14207	4.48	1.00	5.00	54390	4.38	1.00	5.00
Graded work reflected what was covered in the course	819	4.36	1.00	5.00	14123	4.54	1.00	5.00	53798	4.42	1.00	5.00
The assignments (projects, papers, presentations, etc.) helped me learn the material	785	4.20	1.00	5.00	14074	4.39	1.00	5.00	53440	4.30	1.00	5.00
The textbook and/or assigned readings helped me understand the material	804	4.19	1.00	5.00	13859	4.32	1.00	5.00	51293	4.21	1.00	5.00
Assignments and exams were returned in a reasonable amount of time	816	4.40	1.00	5.00	14016	4.36	1.00	5.00	53005	4.29	1.00	5.00
The instructor covered the important aspects of the course as outlined in the syllabus	820	4.41	1.00	5.00	14148	4.55	1.00	5.00	54157	4.46	1.00	5.00
The instructor made the class intellectually stimulating	817	4.07	1.00	5.00	14088	4.29	1.00	5.00	53953	4.16	1.00	5.00
The instructor encouraged the students to be actively involved in the material through discussion, assignments, and other activities	780	3.98	1.00	5.00	13976	4.46	1.00	5.00	53497	4.34	1.00	5.00
My overall rating of the teaching	828	4.17	1.00	5.00	14279	4.42	1.00	5.00	54696	4.29	1.00	5.00
My overall rating of this course	828	4.07	1.00	5.00	14289	4.29	1.00	5.00	54740	4.16	1.00	5.00
Overall	-	4.22	-	-	-	4.43	-	-	-	4.32	-	-



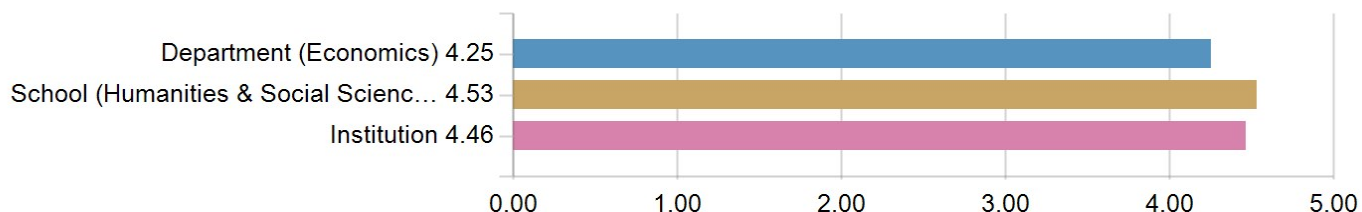
## Student Evaluations of Teaching - Chart



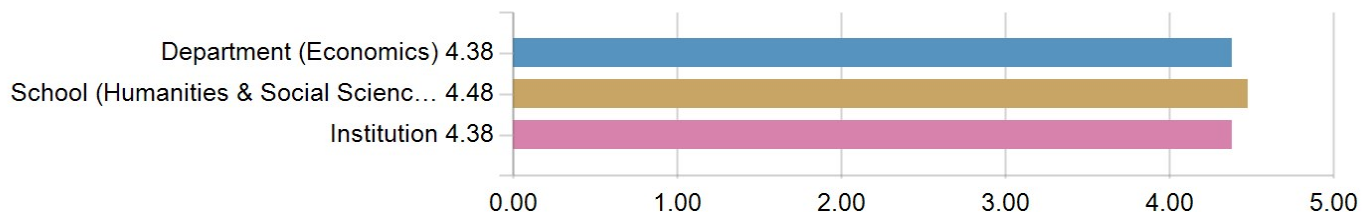
5. The instructor showed respect for the students



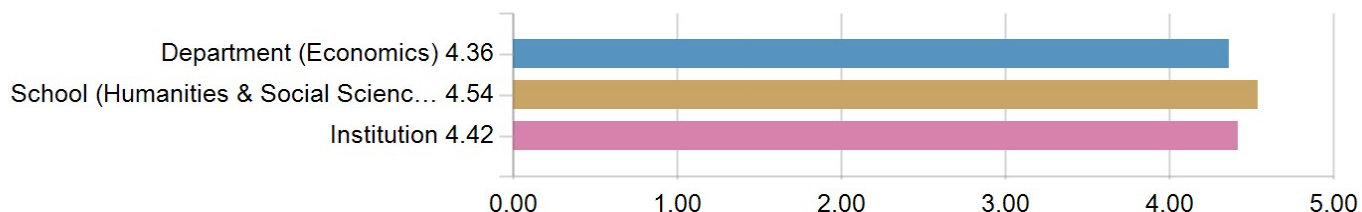
6. The instructor was accessible either in person or electronically



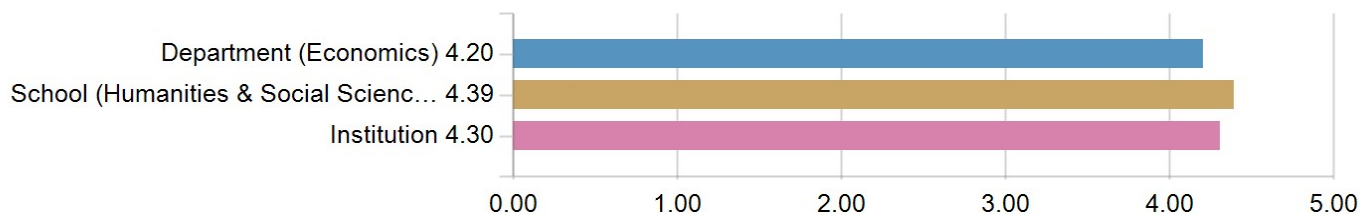
7. The course grading policy was clear



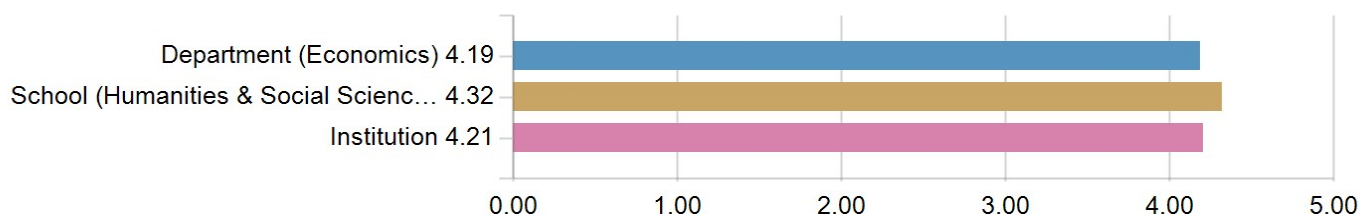
8. Graded work reflected what was covered in the course



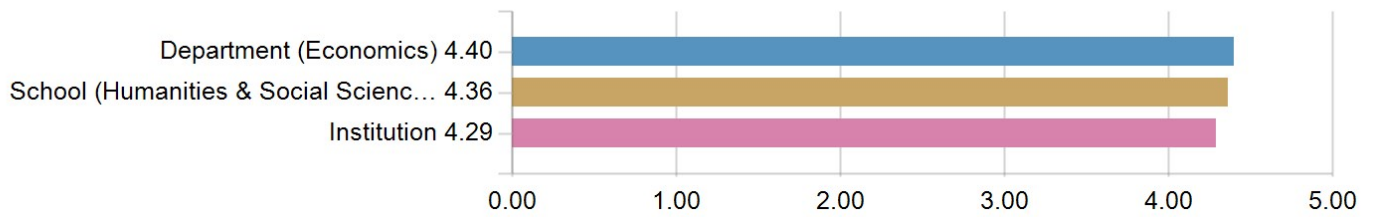
9. The assignments (projects, papers, presentations, etc.) helped me learn the material



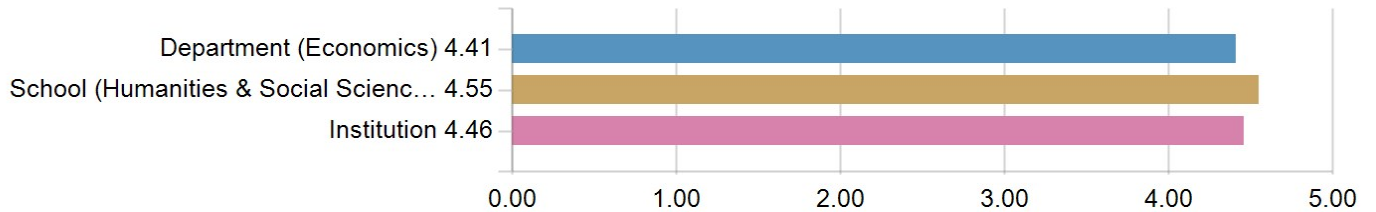
10. The textbook and/or assigned readings helped me understand the material



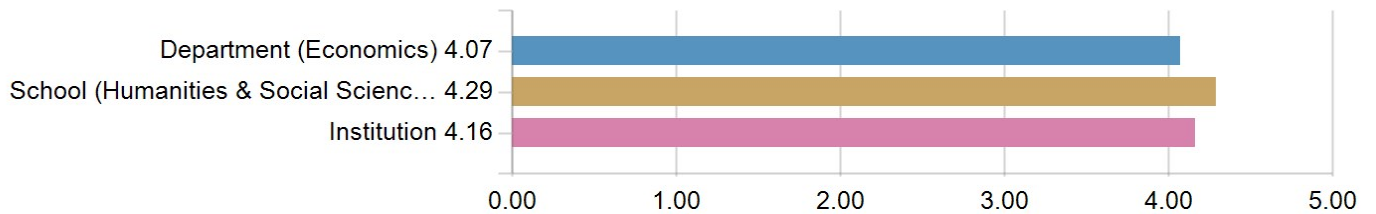
11. Assignments and exams were returned in a reasonable amount of time



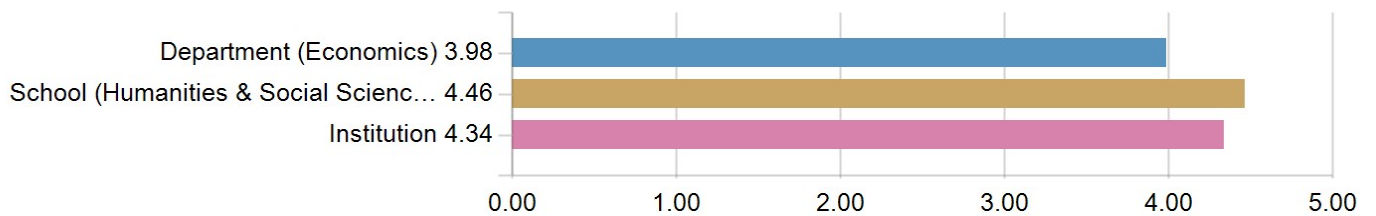
12. The instructor covered the important aspects of the course as outlined in the syllabus



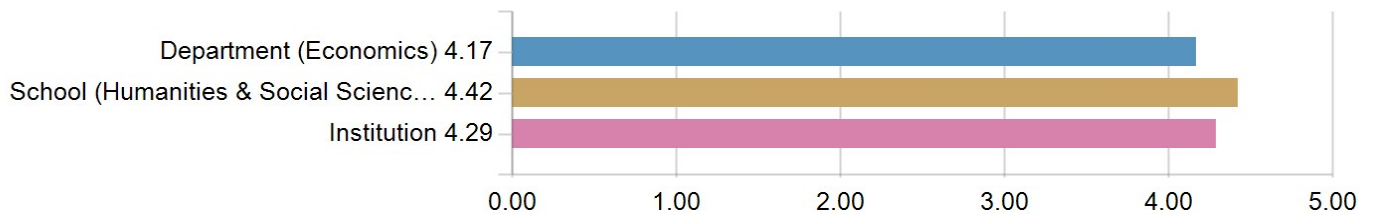
13. The instructor made the class intellectually stimulating



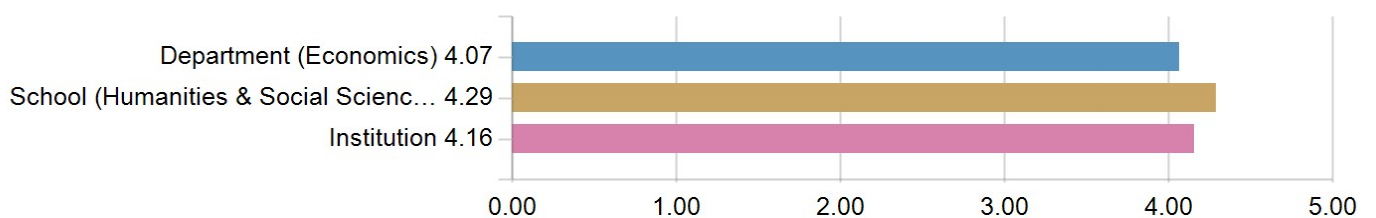
14. The instructor encouraged the students to be actively involved in the material through discussion, assignments, and other activities



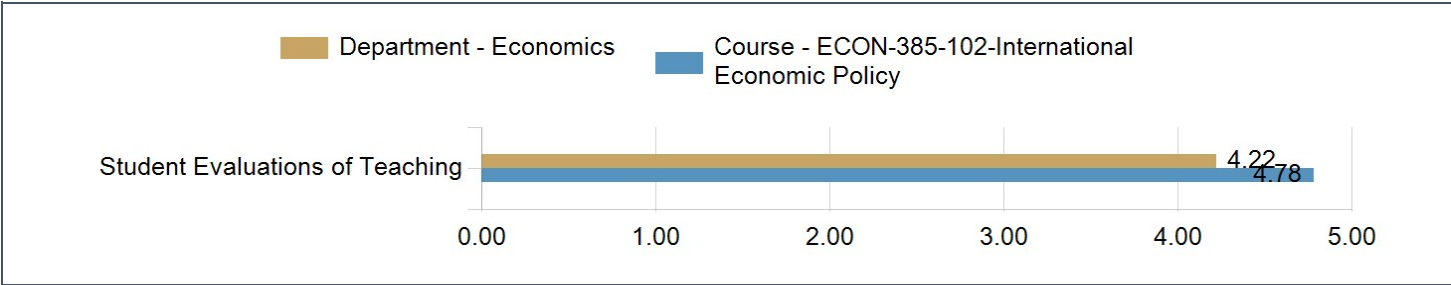
15. My overall rating of the teaching



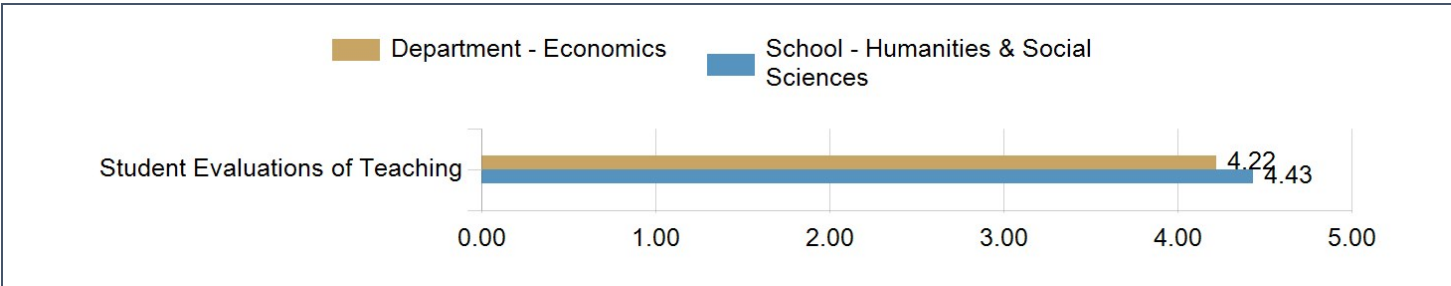
16. My overall rating of this course



Gap Analysis- Department VS. Course



Gap Analysis- Department VS. School



## Student Evaluations of Teaching

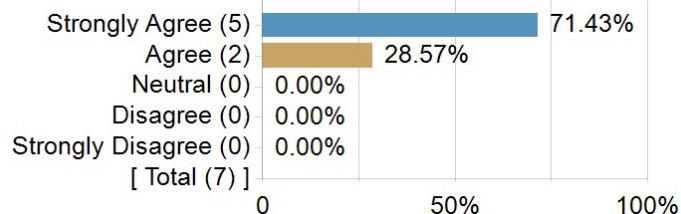
	DEPARTMENT	Mean	Median	Min	Max	P_25	P_50	P_75	Resp
Course requirements and expectations were clear	Economics	4.71	5.00	4.00	5.00	4.00	5.00	5.00	7
The course was well organized	Economics	4.71	5.00	4.00	5.00	4.00	5.00	5.00	7
The instructor helped me to better understand the course material	Economics	4.71	5.00	4.00	5.00	4.00	5.00	5.00	7
Feedback (written comments and suggestions on papers, solutions provided, class discussion, etc.) was helpful	Economics	4.71	5.00	4.00	5.00	4.00	5.00	5.00	7
The instructor showed respect for the students	Economics	5.00	5.00	5.00	5.00	5.00	5.00	5.00	7
The instructor was accessible either in person or electronically	Economics	5.00	5.00	5.00	5.00	5.00	5.00	5.00	7
The course grading policy was clear	Economics	4.86	5.00	4.00	5.00	5.00	5.00	5.00	7
Graded work reflected what was covered in the course	Economics	4.71	5.00	4.00	5.00	4.00	5.00	5.00	7
The assignments (projects, papers, presentations, etc.) helped me learn the material	Economics	4.57	5.00	4.00	5.00	4.00	5.00	5.00	7
The textbook and/or assigned readings helped me understand the material	Economics	4.57	5.00	3.00	5.00	4.00	5.00	5.00	7
Assignments and exams were returned in a reasonable amount of time	Economics	5.00	5.00	5.00	5.00	5.00	5.00	5.00	7
The instructor covered the important aspects of the course as outlined in the syllabus	Economics	4.86	5.00	4.00	5.00	5.00	5.00	5.00	7
The instructor made the class intellectually stimulating	Economics	5.00	5.00	5.00	5.00	5.00	5.00	5.00	7
The instructor encouraged the students to be actively involved in the material through discussion, assignments, and other activities	Economics	4.57	5.00	4.00	5.00	4.00	5.00	5.00	7
My overall rating of the teaching	Economics	4.86	5.00	4.00	5.00	5.00	5.00	5.00	7
My overall rating of this course	Economics	4.57	5.00	3.00	5.00	4.00	5.00	5.00	7

## Student Evaluations of Teaching

Competency Statistics	Value
Mean	4.78
Median	5.00

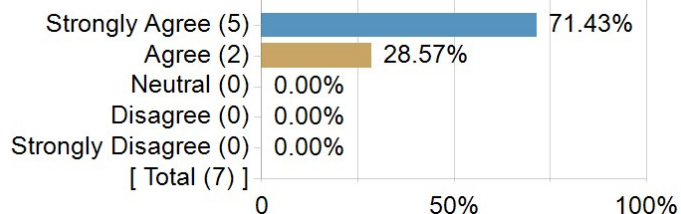
1. Course requirements and expectations were clear	2. The course was well organized
<p>Strongly Agree (5) 71.43%</p> <p>Agree (2) 28.57%</p> <p>Neutral (0) 0.00%</p> <p>Disagree (0) 0.00%</p> <p>Strongly Disagree (0) 0.00%</p> <p>[ Total (7) ]</p>	<p>Strongly Agree (5) 71.43%</p> <p>Agree (2) 28.57%</p> <p>Neutral (0) 0.00%</p> <p>Disagree (0) 0.00%</p> <p>Strongly Disagree (0) 0.00%</p> <p>[ Total (7) ]</p>
Statistics	Statistics
Response Count	Response Count
Mean	Mean
Median	Median
Value	Value
7	7
4.71	4.71
5.00	5.00

### 3. The instructor helped me to better understand the course material



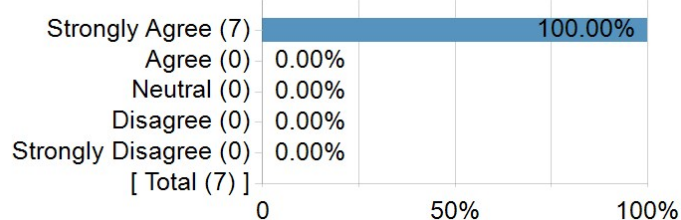
Statistics	Value
Response Count	7
Mean	4.71
Median	5.00

### 4. Feedback (written comments and suggestions on papers, solutions provided, class discussion, etc.) was helpful



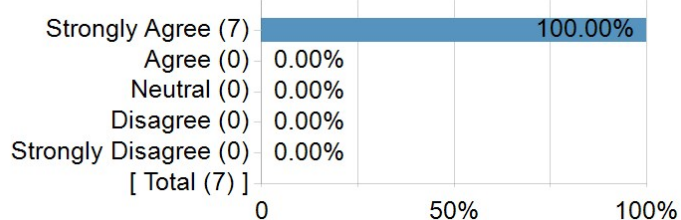
Statistics	Value
Response Count	7
Mean	4.71
Median	5.00

### 5. The instructor showed respect for the students



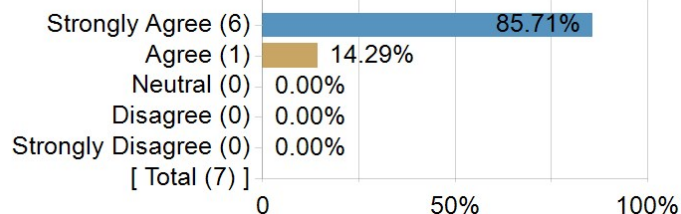
Statistics	Value
Response Count	7
Mean	5.00
Median	5.00

### 6. The instructor was accessible either in person or electronically



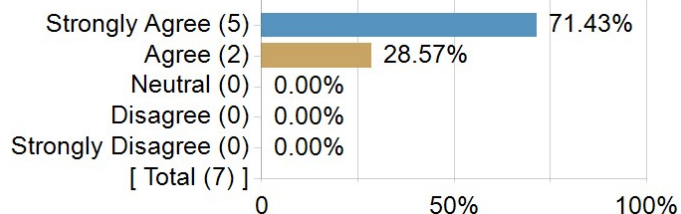
Statistics	Value
Response Count	7
Mean	5.00
Median	5.00

### 7. The course grading policy was clear



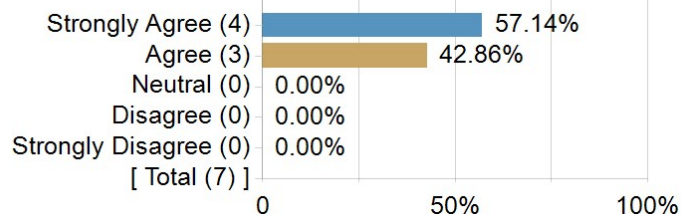
Statistics	Value
Response Count	7
Mean	4.86
Median	5.00

### 8. Graded work reflected what was covered in the course



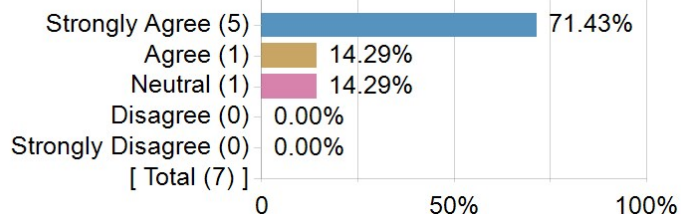
Statistics	Value
Response Count	7
Mean	4.71
Median	5.00

9. The assignments (projects, papers, presentations, etc.) helped me learn the material



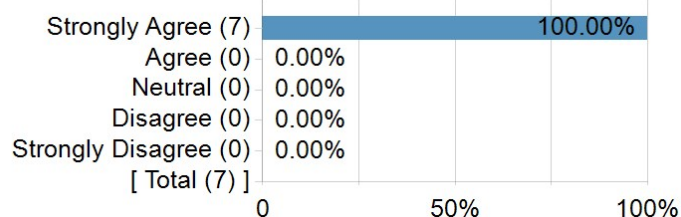
Statistics	Value
Response Count	7
Mean	4.57
Median	5.00

10. The textbook and/or assigned readings helped me understand the material



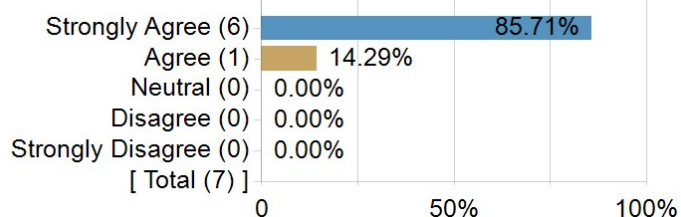
Statistics	Value
Response Count	7
Mean	4.57
Median	5.00

11. Assignments and exams were returned in a reasonable amount of time




Statistics	Value
Response Count	7
Mean	5.00
Median	5.00

12. The instructor covered the important aspects of the course as outlined in the syllabus



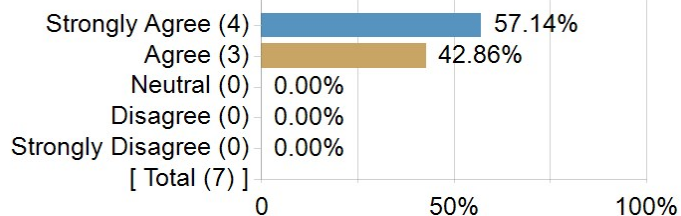
Statistics	Value
Response Count	7
Mean	4.86
Median	5.00

13. The instructor made the class intellectually stimulating



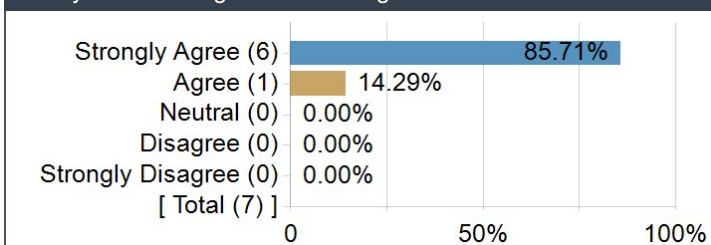
Statistics	Value
Response Count	7
Mean	5.00
Median	5.00

14. The instructor encouraged the students to be actively involved in the material through discussion, assignments, and other activities



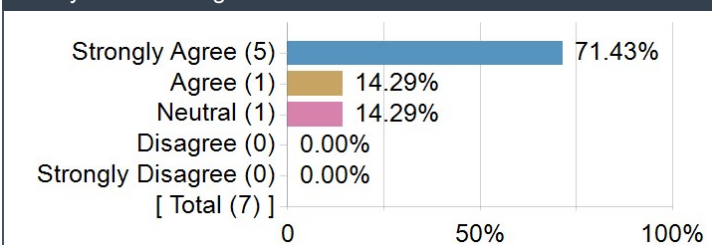
Statistics	Value
Response Count	7
Mean	4.57
Median	5.00

### 15. My overall rating of the teaching



Statistics	Value
Response Count	7
Mean	4.86
Median	5.00

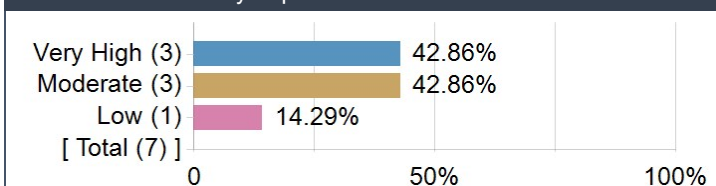
### 16. My overall rating of this course



Statistics	Value
Response Count	7
Mean	4.57
Median	5.00

## The amount of effort you put into the course

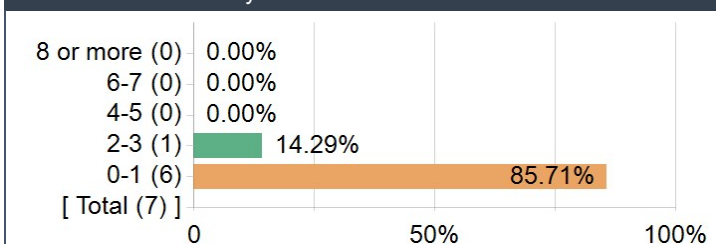
### The amount of effort you put into the course



Statistics	Value
Response Count	7
Mean	2.29
Median	2.00

## The number of times you were absent from class

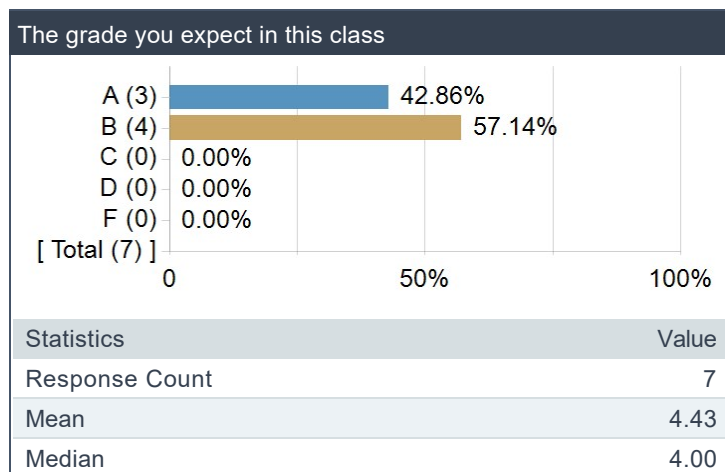
### The number of times you were absent from class



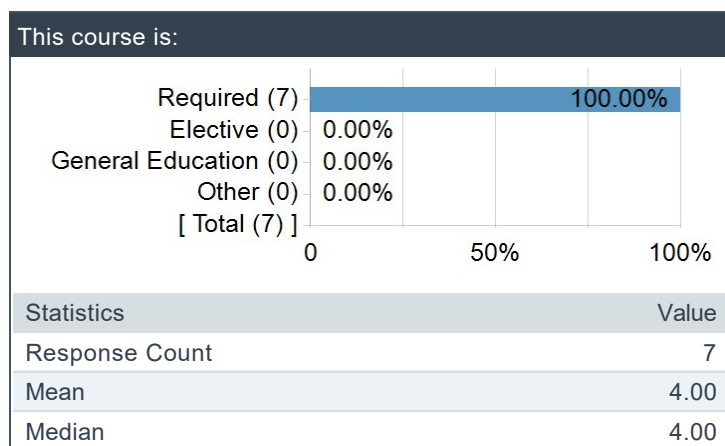
Statistics	Value
Response Count	7
Mean	1.14
Median	1.00



## The grade you expect in this class



## This course is:



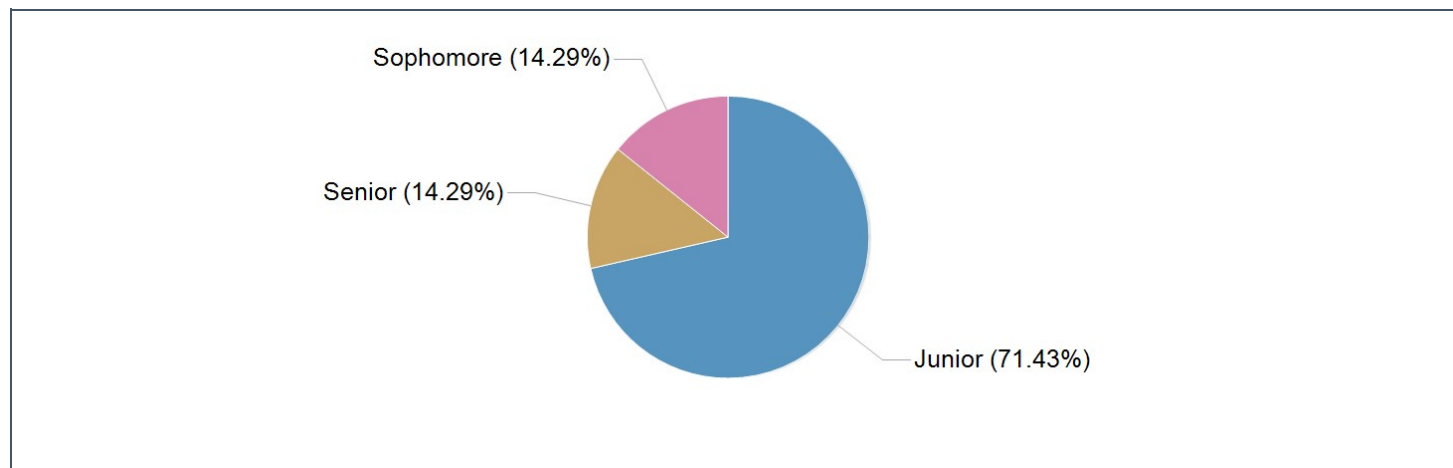
## What aspects of the course and the way it was taught helped you to learn?

Comments
Professor Caskey is an excellent teacher and is supplies great resources in order to help better understand the material. His expectations were reasonable and so was the workload. I would recommend him as an econ professor.
I liked the clear system of class lectures and follow up videos.
Very stimulating and entertaining lectures
I think the way he kept it interesting and asked a lot of questions helped a lot
The reading quizzes each work were very helpful to recollect all of the material from each week.
I thought the reading quizzes and other supplemental materials helped a lot. The teaching was also great; I felt that I could ask questions and that they would be answered enthusiastically.

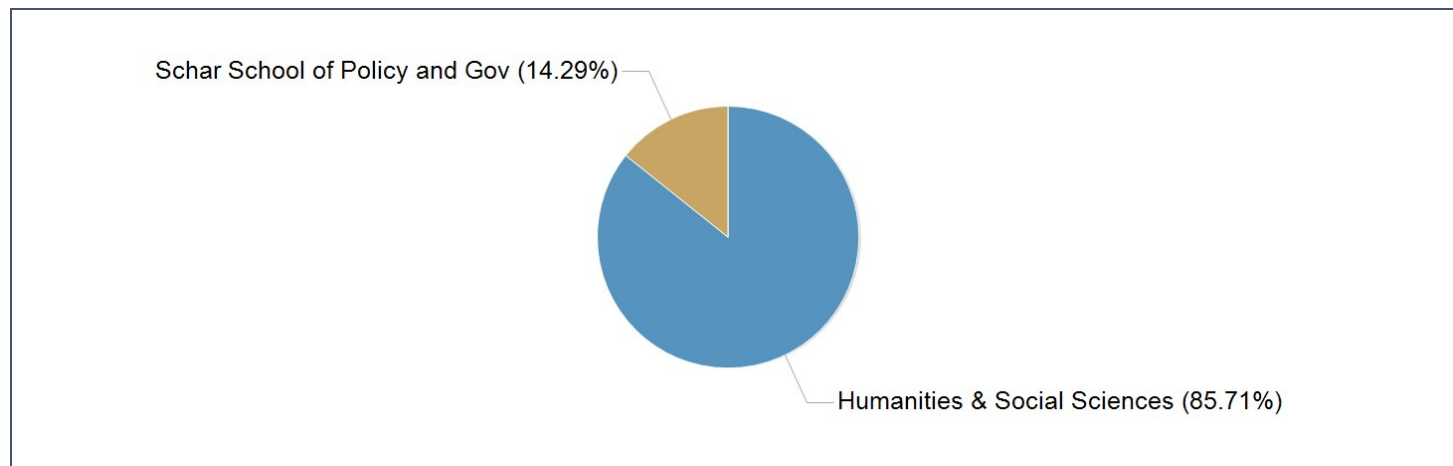
## What modifications do you suggest for the next time the course is taught?

Comments
none :)
None
i would say break out discussions would be pretty helpful
Nothing really. Professor Gaskey was an incredibly professor
The final two assignments (the paper and the exam) weigh very heavily in the final grade. I would ask that either more weight be given to the quizzes or that the paper be due earlier so we know the majority of our grade going into the final. It has been quite stressful going into finals not knowing 55% of my grade.
I am just bad a econ. Professor Caskey was great.

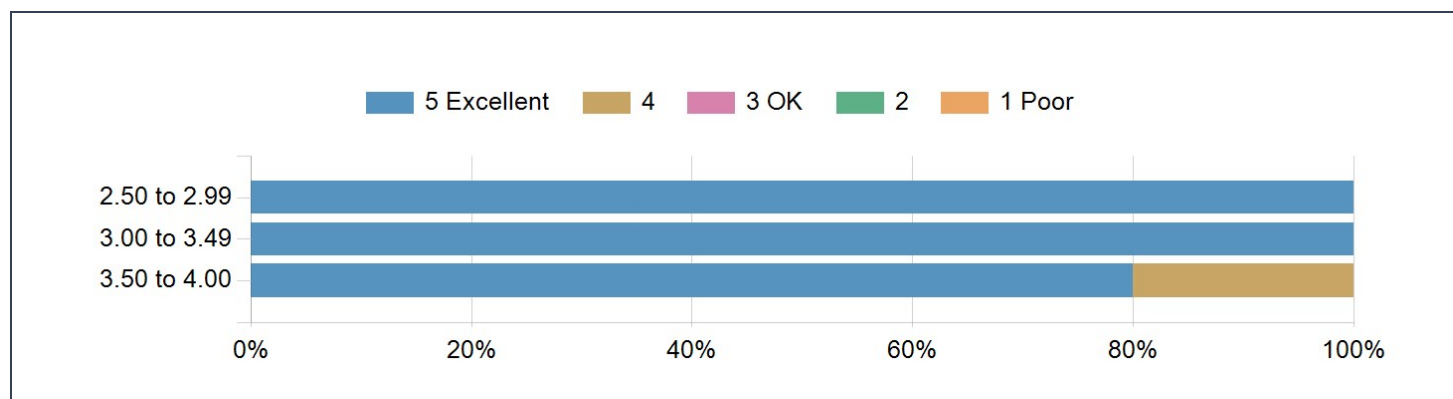
## Student Class



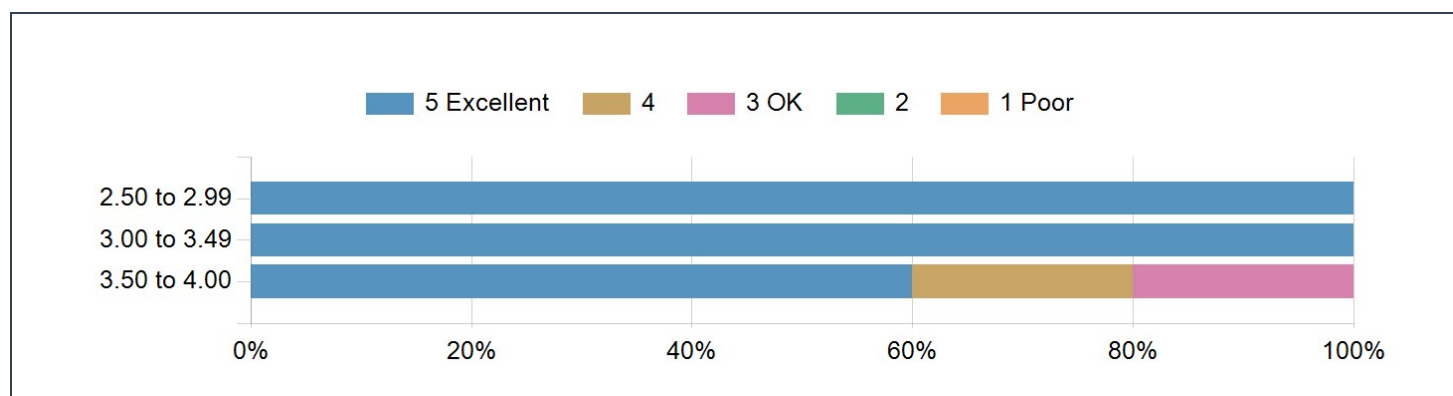
## Student College



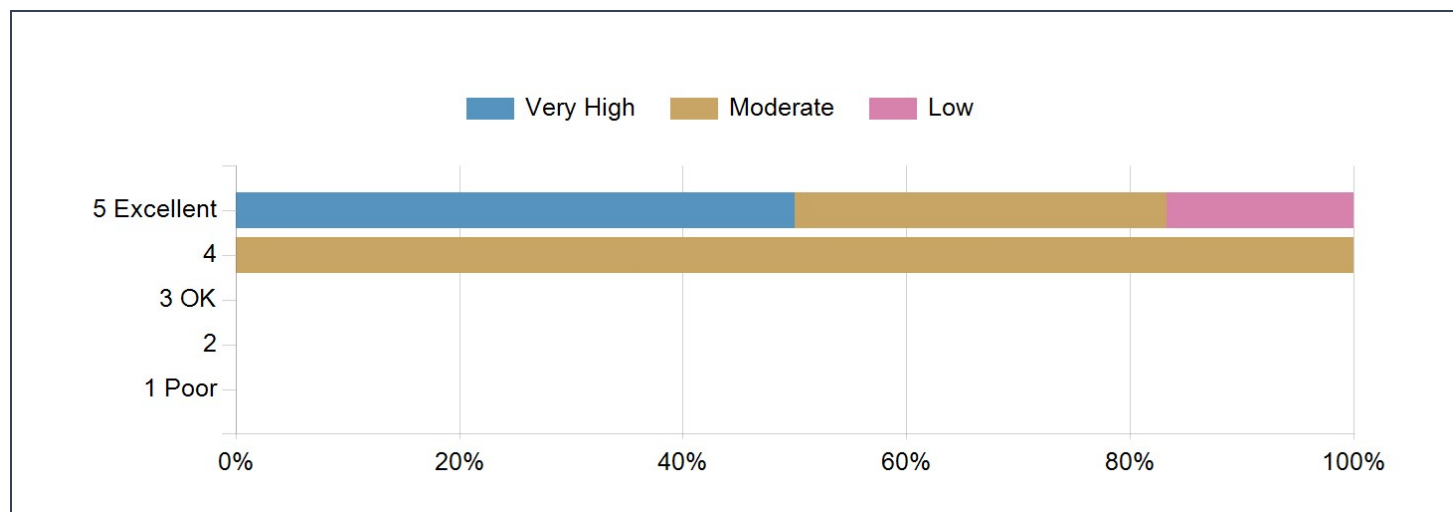
### My overall rating of the teaching - Vs. GPA



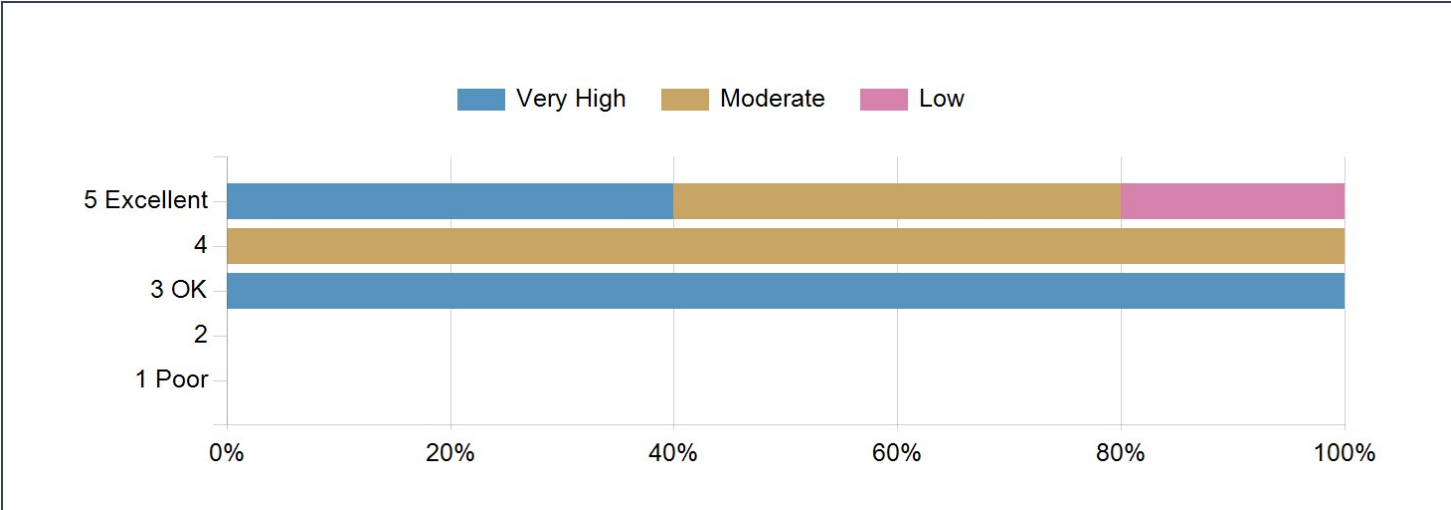
### My overall rating of this course Vs. GPA



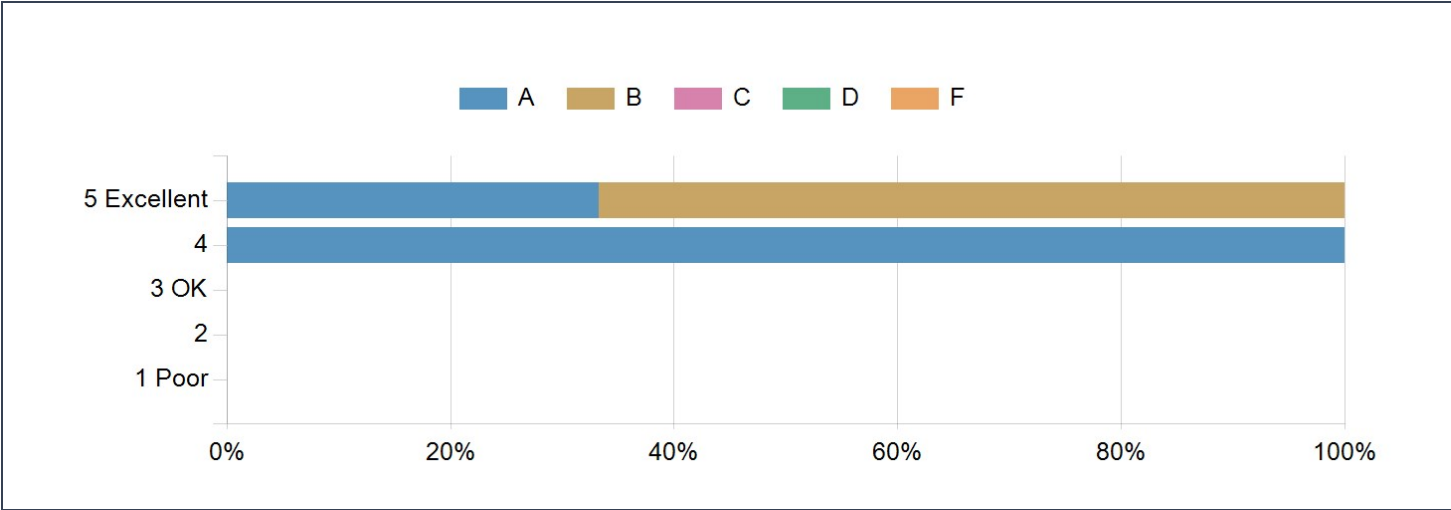
### The amount of effort you put into the course Vs. My overall rating of the teaching



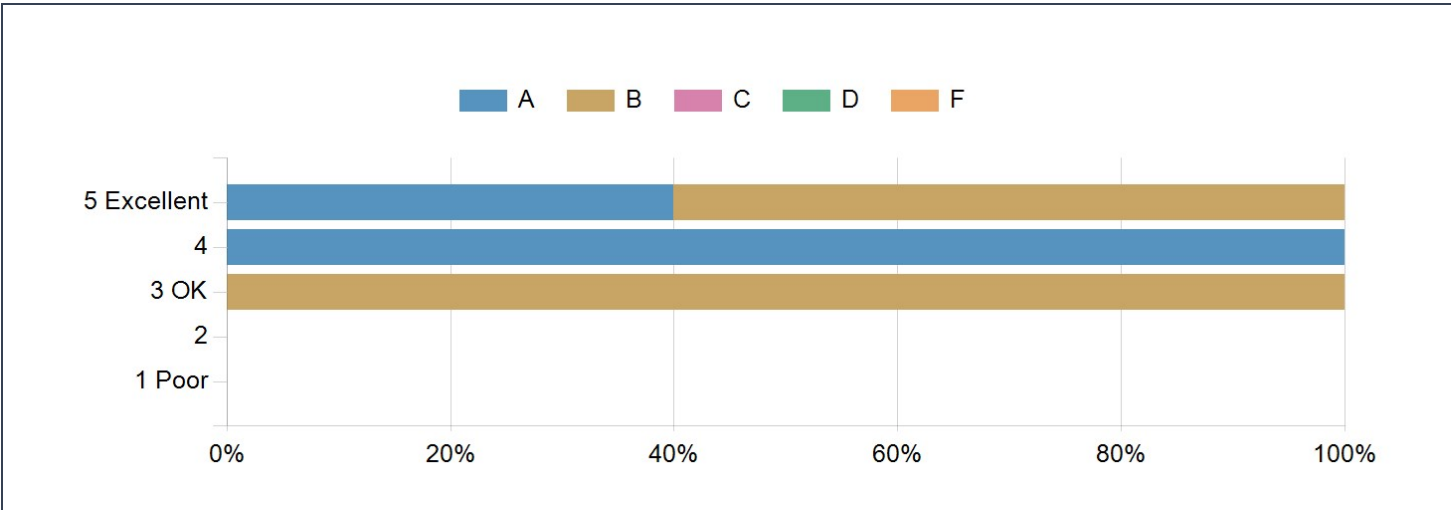
The amount of effort you put into the course Vs. My overall rating of this course



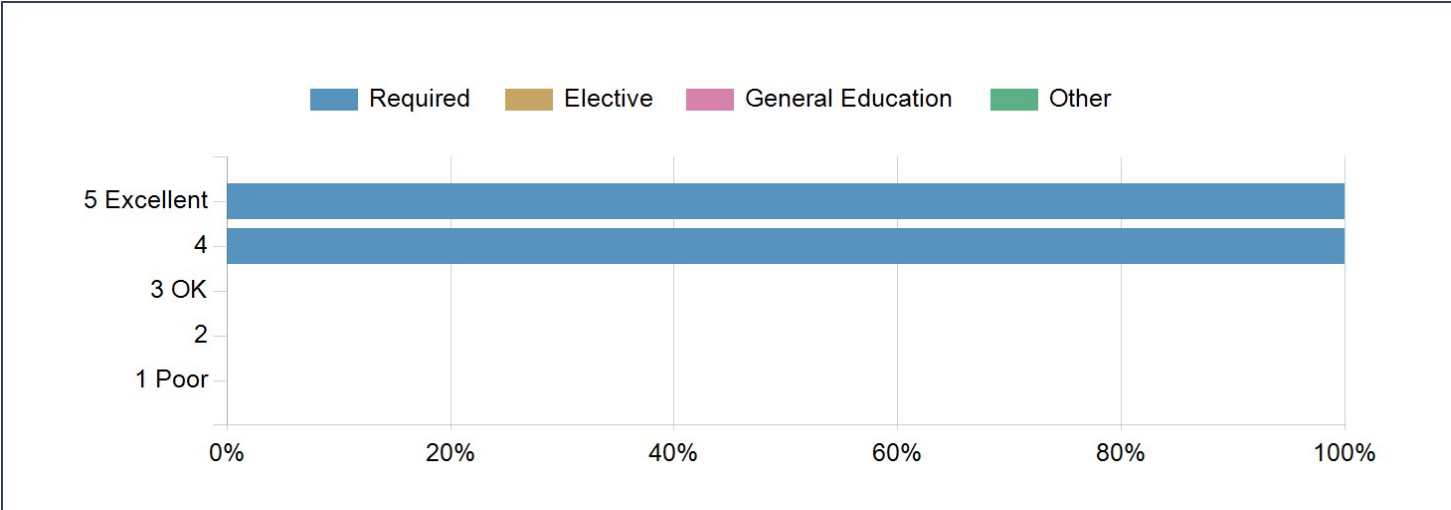
The grade you expect in this class Vs. My overall rating of the teaching



The grade you expect in this class Vs. My overall rating of this course



This course is: Vs. My overall rating of the teaching



This course is: Vs. My overall rating of this course

